


**TEA
PARTY**



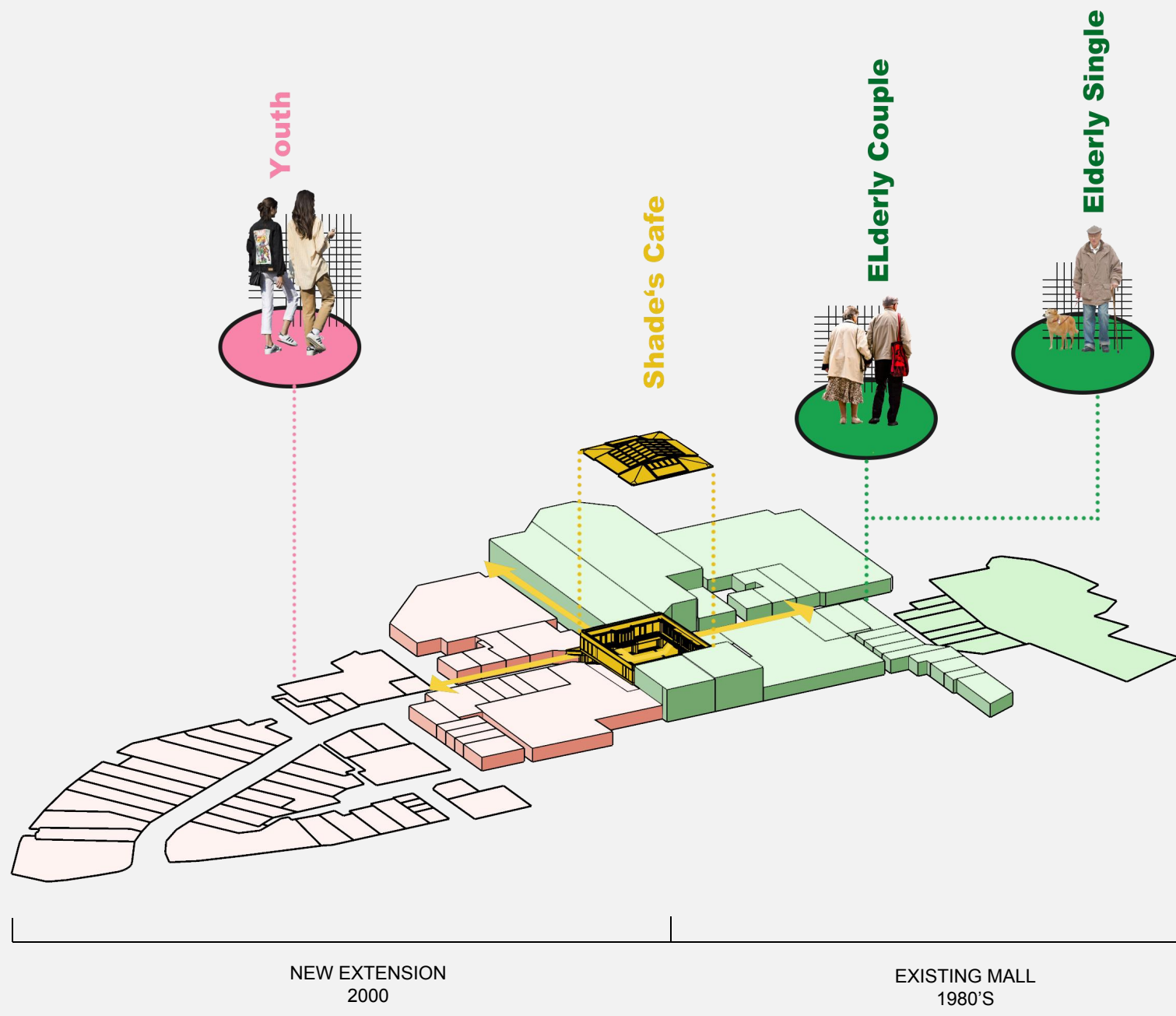
**JIAHUI WANG
NONTERIOR**

VISION

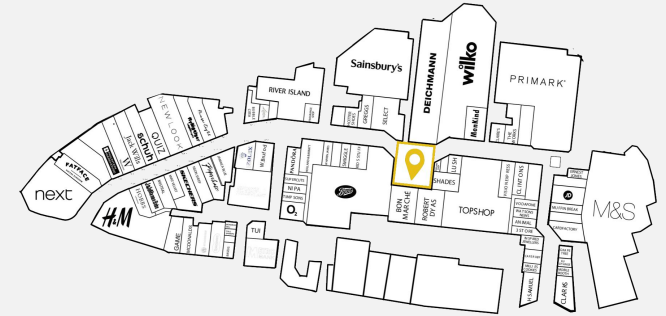
Tea Party is a public realm intervention that combines tea and architecture, encouraging the idea that it is entirely normal for young and old to socialise and learn together.



SITE

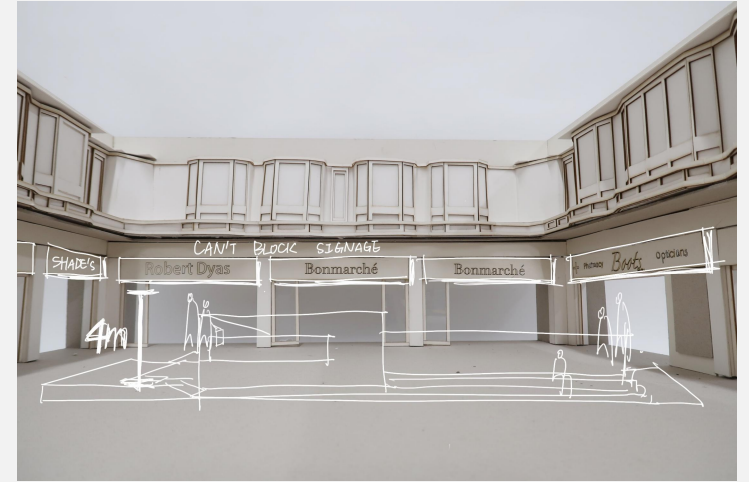



SITE



1. MEET FRIENDS
2. HAVE A REST
3. DRINK TEA

SITE MODEL



PITCH DECK BOOKLET

Key Quotes & Trends

#1 AGE SEGREGATION

"There are undoubtedly many benefits to inter generational cohabitation. For old people, companionship is the most important thing. For young people, the most important thing is to relieve financial pressure. Everyone can meet new people, expand their circle of friends, and expand their knowledge at the same time."

Olivia Gentile
"What is age segregation and why is it bad?"
PUBLISHED ON MAY 11, 2017
THE GRANDPARENT EFFECT

#2 BENEFIT OF CREATING JOURNIES

"Create a browsing route as an interior navigation that creates an interactive map of the exhibition space, manages visitor flow and helps construct the route."

Elvira Sharafutdinova
"The implementation of indoor navigation is the success of the exhibition."
PUBLISHED ON DEC 01, 2020
"ARTSOUND"

#3 RECYCLING WASTE

*"Recycle and save resources
Recycling and saving energy
Recycling reduces waste in landfills
Recycling helps protect the environment"*

Dean Betham
"Why is recycling important?"
PUBLISHED ON APRIL 09, 2021
News

// THE TEA PARTY

Key Quotes & Trends

#4 AGE INTEGRATION

"Young people aged 12 to 24 seemed the most isolated from other generations, with 61 per cent reporting that they knew a limited number of people they knew. Most young people (64 percent) say they are sometimes unsure how to talk to people much older or younger than them."

Katie Jacobs
"Across generations living together_0008_"
PUBLISHED ON APRIL 23, 2019
Magazine (0111)

#5 LONELY

"Eastbourne had the highest rate in the county for people reporting feeling "often or always" lonely, with 8.85 per cent. This was followed by Mid-Sussex where 7.9 per cent of residents reported experiencing severe loneliness."

Nicole Huddley
"The loneliest places to live in Sussex"
PUBLISHED ON APRIL 08, 2021
Article from online
<https://www.thisisgas.co.uk/news/13226695/loneliest-places-live-sussex/>

#6 BORED

"And they keep reminding me that the nightlife here is terrible. It doesn't seem like a particularly interesting place to be."

Hannah Evans
"What's it like being a young man in Britain's oldest town?"
PUBLISHED ON MAY 23, 2017
Article from online
<https://www.six.com/en/art161/the987/what-it-is-like-to-be-a-young-person-in-the-oldest-town-in-the-uk>

RESEARCH

#1 COMMUNITY



“Officially named ‘Eastbound’ the affluent area has a median age of 71.1 years compared with a national average of 39.7 years.”



#2 PLACE



“Tea parties organized by younger people are popping up in Eastbourne in under-the-radar, grassroots groups with a mission to make friends with older people.”



#3 SUSTAINABILITY



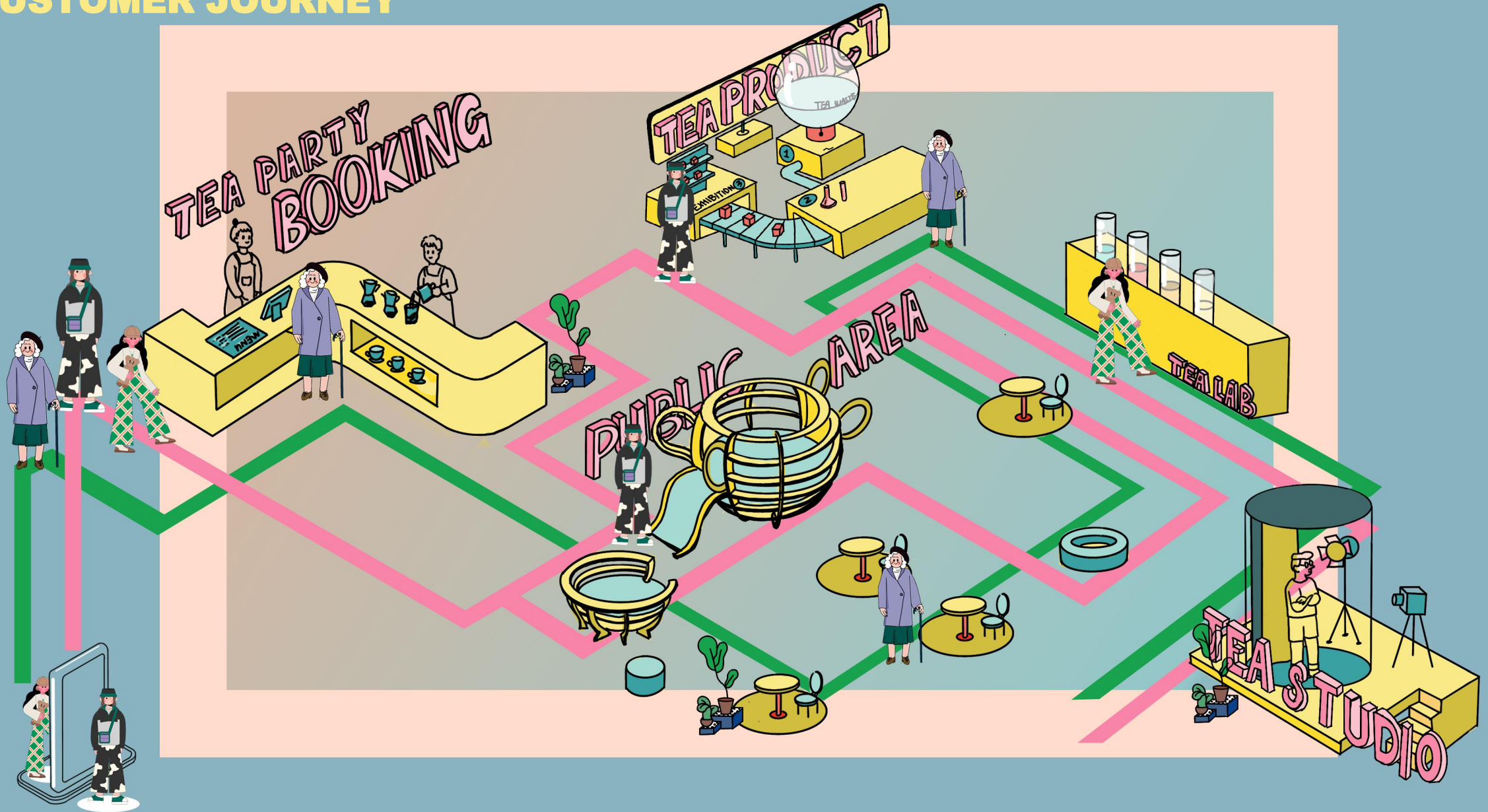
“Around 6 million tons of tea leaves are wasted each year. Chinese designer Jiwei Zhou developed a pliable, clay-like material made from tea-waste using a biodegradable binding agent.”



CONCEPT MODEL



CUSTOMER JOURNEY



DESIGN STRATEGY




EXISTING




COMBINE



INTERACTION



PROPOSITION



RESIDENCY



a
SPACE 2022
LAB.

Program 1st
Workshop
Hong Kong, Heng Sheng, Hui Ping, Dora, Alex, Ming

Workshop 04
Thursday
2022 - 02.03
11:00 - 13:00
November

Step 1
11:00 - 11:15
Find key words from your concept statement.

Step 2
11:15 - 12:00
Use designer website to find project images connect to them.

Step 3
12:00 - 12:30
Use photoshop to cut the parts you need from these images.

Step 4
12:30 - 13:00
Decide the size of each part and think about how they connect. Collaging them!

Tips
Designer website: pinterest, designboom, archdaily, deenza, vice, pass...

COLLAGE WORKSHOP

Step 1
11:00 - 11:15
Find key words from your concept statement.

Step 2
11:15 - 12:00
Use designer website to find project images connect to them.

Step 3
12:00 - 12:30
Use photoshop to cut the parts you need from these images.

Step 4
12:30 - 13:00
Decide the size of each part and think about how they connect. Collaging them!

Tips
Designer website: pinterest, designboom, archdaily, deenza, vice, pass...

MODEL WORKSHOP

Step 1
14:00 - 14:30
Find photos and measurement.

Step 2
14:30 - 15:00
Prepare the figure you need think about what materials you will use and why. How you can use material to describe the light, sound, smell and mood.

Step 3
15:00 - 16:30
Focus on your own 1:50 site model.

Step 4
16:30 - 17:00
Make 10 small flags to point out where is your site on the map.

Tips
Try to use your model to describe the space as clear as possible. What materials are using there? Where is the route? And make sure your model is clean with quality.

LAB

11:00 - 11:15
11:15 - 12:00
12:00 - 12:30
12:30 - 13:00

Thursday
2022 - 02.03
14:00 - 17:00
November

Scale 1st
Workshop
Hong Kong, Heng Sheng, Hui Ping, Dora, Alex, Ming

Workshop 04

Step 1
14:00 - 14:30
... Use the ideas of different scales
... Use the ideas of different scales
... Use the ideas of different scales

Step 2
14:30 - 15:00
15:00 - 16:15
16:15 - 17:00

Step 3
17:00 - 17:30
17:30 - 18:00

Step 4
18:00 - 18:30
18:30 - 19:00

Step 5
19:00 - 19:30
19:30 - 20:00

Step 6
20:00 - 20:30
20:30 - 21:00

Step 7
21:00 - 21:30
21:30 - 22:00

Step 8
22:00 - 22:30
22:30 - 23:00

Step 9
23:00 - 23:30
23:30 - 24:00

Step 10
24:00 - 24:30
24:30 - 25:00

Step 11
25:00 - 25:30
25:30 - 26:00

Step 12
26:00 - 26:30
26:30 - 27:00

Step 13
27:00 - 27:30
27:30 - 28:00

Step 14
28:00 - 28:30
28:30 - 29:00

Step 15
29:00 - 29:30
29:30 - 30:00

Step 16
30:00 - 30:30
30:30 - 31:00

Step 17
31:00 - 31:30
31:30 - 32:00

Step 18
32:00 - 32:30
32:30 - 33:00

Step 19
33:00 - 33:30
33:30 - 34:00

Step 20
34:00 - 34:30
34:30 - 35:00

Step 21
35:00 - 35:30
35:30 - 36:00

Step 22
36:00 - 36:30
36:30 - 37:00

Step 23
37:00 - 37:30
37:30 - 38:00

Step 24
38:00 - 38:30
38:30 - 39:00

Step 25
39:00 - 39:30
39:30 - 40:00

Step 26
40:00 - 40:30
40:30 - 41:00

Step 27
41:00 - 41:30
41:30 - 42:00

Step 28
42:00 - 42:30
42:30 - 43:00

Step 29
43:00 - 43:30
43:30 - 44:00

Step 30
44:00 - 44:30
44:30 - 45:00

Step 31
45:00 - 45:30
45:30 - 46:00

Step 32
46:00 - 46:30
46:30 - 47:00

Step 33
47:00 - 47:30
47:30 - 48:00

Step 34
48:00 - 48:30
48:30 - 49:00

Step 35
49:00 - 49:30
49:30 - 50:00

Step 36
50:00 - 50:30
50:30 - 51:00

Step 37
51:00 - 51:30
51:30 - 52:00

Step 38
52:00 - 52:30
52:30 - 53:00

Step 39
53:00 - 53:30
53:30 - 54:00

Step 40
54:00 - 54:30
54:30 - 55:00

Step 41
55:00 - 55:30
55:30 - 56:00

Step 42
56:00 - 56:30
56:30 - 57:00

Step 43
57:00 - 57:30
57:30 - 58:00

Step 44
58:00 - 58:30
58:30 - 59:00

Step 45
59:00 - 59:30
59:30 - 60:00

Step 46
60:00 - 60:30
60:30 - 61:00

Step 47
61:00 - 61:30
61:30 - 62:00

Step 48
62:00 - 62:30
62:30 - 63:00

Step 49
63:00 - 63:30
63:30 - 64:00

Step 50
64:00 - 64:30
64:30 - 65:00

Step 51
65:00 - 65:30
65:30 - 66:00

Step 52
66:00 - 66:30
66:30 - 67:00

Step 53
67:00 - 67:30
67:30 - 68:00

Step 54
68:00 - 68:30
68:30 - 69:00

Step 55
69:00 - 69:30
69:30 - 70:00

Step 56
70:00 - 70:30
70:30 - 71:00

Step 57
71:00 - 71:30
71:30 - 72:00

Step 58
72:00 - 72:30
72:30 - 73:00

Step 59
73:00 - 73:30
73:30 - 74:00

Step 60
74:00 - 74:30
74:30 - 75:00

Step 61
75:00 - 75:30
75:30 - 76:00

Step 62
76:00 - 76:30
76:30 - 77:00

Step 63
77:00 - 77:30
77:30 - 78:00

Step 64
78:00 - 78:30
78:30 - 79:00

Step 65
79:00 - 79:30
79:30 - 80:00

Step 66
80:00 - 80:30
80:30 - 81:00

Step 67
81:00 - 81:30
81:30 - 82:00

Step 68
82:00 - 82:30
82:30 - 83:00

Step 69
83:00 - 83:30
83:30 - 84:00

Step 70
84:00 - 84:30
84:30 - 85:00

Step 71
85:00 - 85:30
85:30 - 86:00

Step 72
86:00 - 86:30
86:30 - 87:00

Step 73
87:00 - 87:30
87:30 - 88:00

Step 74
88:00 - 88:30
88:30 - 89:00

Step 75
89:00 - 89:30
89:30 - 90:00

Step 76
90:00 - 90:30
90:30 - 91:00

Step 77
91:00 - 91:30
91:30 - 92:00

Step 78
92:00 - 92:30
92:30 - 93:00

Step 79
93:00 - 93:30
93:30 - 94:00

Step 80
94:00 - 94:30
94:30 - 95:00

Step 81
95:00 - 95:30
95:30 - 96:00

Step 82
96:00 - 96:30
96:30 - 97:00

Step 83
97:00 - 97:30
97:30 - 98:00

Step 84
98:00 - 98:30
98:30 - 99:00

Step 85
99:00 - 99:30
99:30 - 100:00

Step 86
100:00 - 100:30
100:30 - 101:00

Step 87
101:00 - 101:30
101:30 - 102:00

Step 88
102:00 - 102:30
102:30 - 103:00

Step 89
103:00 - 103:30
103:30 - 104:00

Step 90
104:00 - 104:30
104:30 - 105:00

Step 91
105:00 - 105:30
105:30 - 106:00

Step 92
106:00 - 106:30
106:30 - 107:00

Step 93
107:00 - 107:30
107:30 - 108:00

Step 94
108:00 - 108:30
108:30 - 109:00

Step 95
109:00 - 109:30
109:30 - 110:00

Step 96
110:00 - 110:30
110:30 - 111:00

Step 97
111:00 - 111:30
111:30 - 112:00

Step 98
112:00 - 112:30
112:30 - 113:00

Step 99
113:00 - 113:30
113:30 - 114:00

Step 100
114:00 - 114:30
114:30 - 115:00

Step 101
115:00 - 115:30
115:30 - 116:00

Step 102
116:00 - 116:30
116:30 - 117:00

Step 103
117:00 - 117:30
117:30 - 118:00

Step 104
118:00 - 118:30
118:30 - 119:00

Step 105
119:00 - 119:30
119:30 - 120:00

Step 106
120:00 - 120:30
120:30 - 121:00

Step 107
121:00 - 121:30
121:30 - 122:00

Step 108
122:00 - 122:30
122:30 - 123:00

Step 109
123:00 - 123:30
123:30 - 124:00

Step 110
124:00 - 124:30
124:30 - 125:00

Step 111
125:00 - 125:30
125:30 - 126:00

Step 112
126:00 - 126:30
126:30 - 127:00

Step 113
127:00 - 127:30
127:30 - 128:00

Step 114
128:00 - 128:30
128:30 - 129:00

Step 115
129:00 - 129:30
129:30 - 130:00

Step 116
130:00 - 130:30
130:30 - 131:00

Step 117
131:00 - 131:30
131:30 - 132:00

Step 118
132:00 - 132:30
132:30 - 133:00

Step 119
133:00 - 133:30
133:30 - 134:00

Step 120
134:00 - 134:30
134:30 - 135:00

Step 121
135:00 - 135:30
135:30 - 136:00

Step 122
136:00 - 136:30
136:30 - 137:00

Step 123
137:00 - 137:30
137:30 - 138:00

Step 124
138:00 - 138:30
138:30 - 139:00

Step 125
139:00 - 139:30
139:30 - 140:00

Step 126
140:00 - 140:30
140:30 - 141:00

Step 127
141:00 - 141:30
141:30 - 142:00

Step 128
142:00 - 142:30
142:30 - 143:00

Step 129
143:00 - 143:30
143:30 - 144:00

Step 130
144:00 - 144:30
144:30 - 145:00

Step 131
145:00 - 145:30
145:30 - 146:00

Step 132
146:00 - 146:30
146:30 - 147:00

Step 133
147:00 - 147:30
147:30 - 148:00

Step 134
148:00 - 148:30
148:30 - 149:00

Step 135
149:00 - 149:30
149:30 - 150:00

Step 136
150:00 - 150:30
150:30 - 151:00

Step 137
151:00 - 151:30
151:30 - 152:00

Step 138
152:00 - 152:30
152:30 - 153:00

Step 139
153:00 - 153:30
153:30 - 154:00

Step 140
154:00 - 154:30
154:30 - 155:00

Step 141
155:00 - 155:30
155:30 - 156:00

Step 142
156:00 - 156:30
156:30 - 157:00

Step 143
157:00 - 157:30
157:30 - 158:00

Step 144
158:00 - 158:30
158:30 - 159:00

Step 145
159:00 - 159:30
159:30 - 160:00

Step 146
160:00 - 160:30
160:30 - 161:00

Step 147
161:00 - 161:30
161:30 - 162:00

Step 148
162:00 - 162:30
162:30 - 163:00

Step 149
163:00 - 163:30
163:30 - 164:00

Step 150
164:00 - 164:30
164:30 - 165:00

Step 151
165:00 - 165:30
165:30 - 166:00

Step 152
166:00 - 166:30
166:30 - 167:00

Step 153
167:00 - 167:30
167:30 - 168:00

Step 154
168:00 - 168:30
168:30 - 169:00

Step 155
169:00 - 169:30
169:30 - 170:00

Step 156
170:00 - 170:30
170:30 - 171:00

Step 157
171:00 - 171:30
171:30 - 172:00

Step 158
172:00 - 172:30
172:30 - 173:00

Step 159
173:00 - 173:30
173:30 - 174:00

Step 160
174:00 - 174:30
174:30 - 175:00

Step 161
175:00 - 175:30
175:30 - 176:00

Step 162
176:00 - 176:30
176:30 - 177:00

Step 163
177:00 - 177:30
177:30 - 178:00

Step 164
178:00 - 178:30
178:30 - 179:00

Step 165
179:00 - 179:30
179:30 - 180:00

Step 166
180:00 - 180:30
180:30 - 181:00

Step 167
181:00 - 181:30
181:30 - 182:00

Step 168
182:00 - 182:30
182:30 - 183:00

Step 169
183:00 - 183:30
183:30 - 184:00

Step 170
184:00 - 184:30
184:30 - 185:00

Step 171
185:00 - 185:30
185:30 - 186:00

Step 172
186:00 - 186:30
186:30 - 187:00

Step 173
187:00 - 187:30
187:30 - 188:00

Step 174
188:00 - 188:30
188:30 - 189:00

Step 175
189:00 - 189:30
189:30 - 190:00

Step 176
190:00 - 190:30
190:30 - 191:00

Step 177
191:00 - 191:30
191:30 - 192:00

Step 178
192:00 - 192:30
192:30 - 193:00

Step 179
193:00 - 193:30
193:30 - 194:00

Step 180
194:00 - 194:30
194:30 - 195:00

Step 181
195:00 - 195:30
195:30 - 196:00

Step 182
196:00 - 196:30
196:30 - 197:00

Step 183
197:00 - 197:30
197:30 - 198:00

Step 184
198:00 - 198:30
198:30 - 199:00

Step 185
199:00 - 199:30
199:30 - 200:00

Step 186
200:00 - 200:30
200:30 - 201:00

Step 187
201:00 - 201:30
201:30 - 202:00

Step 188
202:00 - 202:30
202:30 - 203:00

Step 189
203:00 - 203:30
203:30 - 204:00

Step 190
204:00 - 204:30
204:30 - 205:00

Step 191
205:00 - 205:30
205:30 - 206:00

Step 192
206:00 - 206:30
206:30 - 207:00

Step 193
207:00 - 207:30
207:30 - 208:00

Step 194
208:00 - 208:30
208:30 - 209:00

Step 195
209:00 - 209:30
209:30 - 210:00

Step 196
210:00 - 210:30
210:30 - 211:00

Step 197
211:00 - 211:30
211:30 - 212:00

Step 198
212:00 - 212:30
212:30 - 213:00

Step 199
213:00 - 213:30
213:30 - 214:00

Step 200
214:00 - 214:30
214:30 - 215:00

Step 201
215:00 - 215:30
215:30 - 216:00

Step 202
216:00 - 216:30
216:30 - 217:00

Step 203
217:00 - 217:30
217:30 - 218:00

Step 204
218:00 - 218:30
218:30 - 219:00

Step 205
219:00 - 219:30
219:30 - 220:00

Step 206
220:00 - 220:30
220:30 - 221:00

Step 207
221:00 - 221:30
221:30 - 222:00

Step 208
222:00 - 222:30
222:30 - 223:00

Step 209
223:00 - 223:30
223:30 - 224:00

Step 210
224:00 - 224:30
224:30 - 225:00

Step 211
225:00 - 225:30
225:30 - 226:00

Step 212
226:00 - 226:30
226:30 - 227:00

Step 213
227:00 - 227:30
227:30 - 228:00

Step 214
228:00 - 228:30
228:30 - 229:00

Step 215
229:00 - 229:30
229:30 - 230:00

Step 216
230:00 - 230:30
230:30 - 231:00

Step 217
231:00 - 231:30
231:30 - 232:00

Step 218
232:00 - 232:30
232:30 - 233:00

Step 219
233:00 - 233:30
233:30 - 234:00

Step 220
234:00 - 234:30
234:30 - 235:00

Step 221
235:00 - 235:30
235:30 - 236:00

Step 222
236:00 - 236:30
236:30 - 237:00

Step 223
237:00 - 237:30
237:30 - 238:00

Step 224
238:00 - 238:30
238:30 - 239:00

Step 225
239:00 - 239:30
239:30 - 240:00

Step 226
240:00 - 240:30
240:30 - 241:00

Step 227
241:00 - 241:30
241:30 - 242:00

Step 228
242:00 - 242:30
242:30 - 243:00

Step 229
243:00 - 243:30
243:30 - 244:00

Step 230
244:00 - 244:30
244:30 - 245:00

Step 231
245:00 - 245:30
245:30 - 246:00

Step 232
246:00 - 246:30
246:30 - 247:00

Step 233
247:00 - 247:30
247:30 - 248:00

Step 234
248:00 - 248:30
248:30 - 249:00

Step 235
249:00 - 249:30
249:30 - 250:00

Step 236
250:00 - 250:30
250:30 - 251:00

Step 237
251:00 - 251:30
251:30 - 252:00







Step 238
252:00 - 252:30
252:30 - 253:00

Step 239
253:00 - 253:30
253:30 - 254:00

Step 240
254:00 - 254:30
254:30 - 255:00

<

DEVELOPMENT MODELS



INTERVIEW




An elderly couple Age:50–60

They live in Eastbourne
Teacher
Retired now
Exchange ideas with young people



An elderly couple Age:50–60

They live in Eastbourne
Retired now
Need some storage space



The elderly person Age:65

Alone
Like to be in bright places
Reading magazines
Drinking tea and eating cake



Youth Age:15–26

Shopping break
With friends of the same age
Like corner



An elderly couple Age:55–80

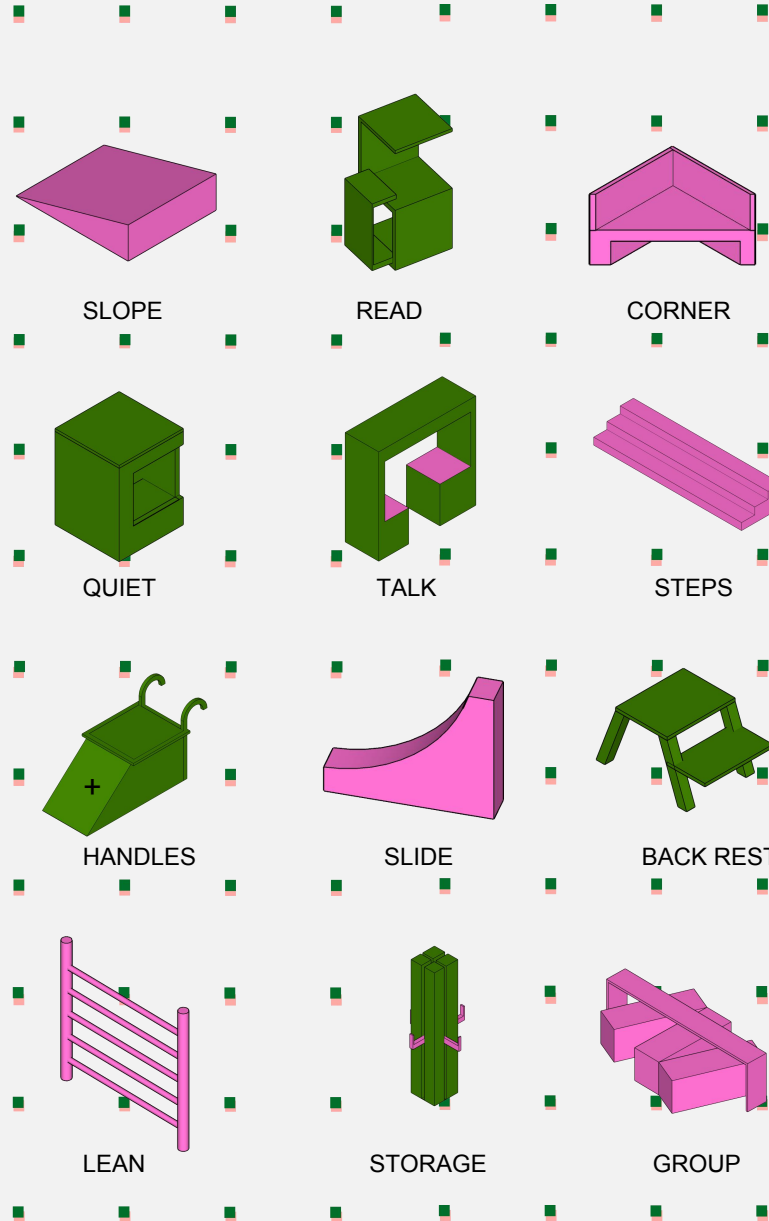


Have no children
Eager to communicate with youth
Live near Eastbourne





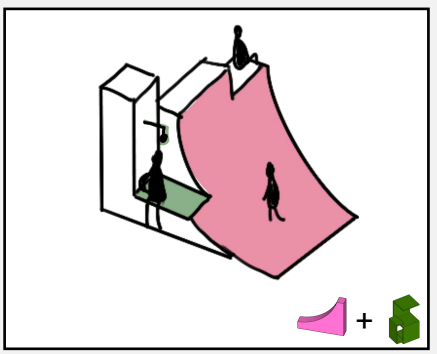
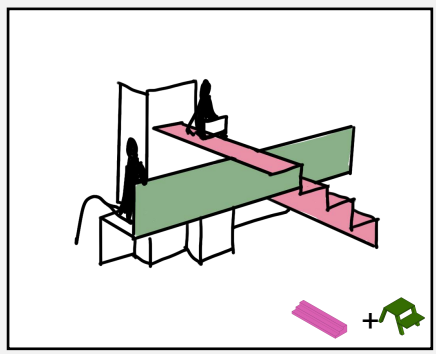
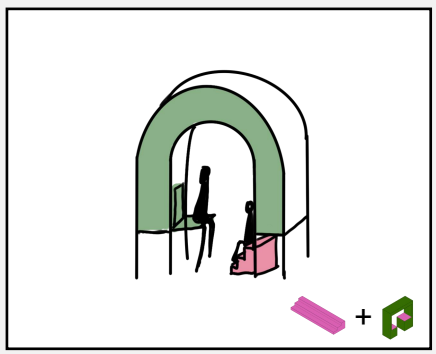
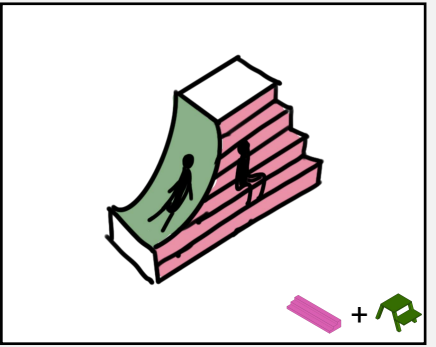
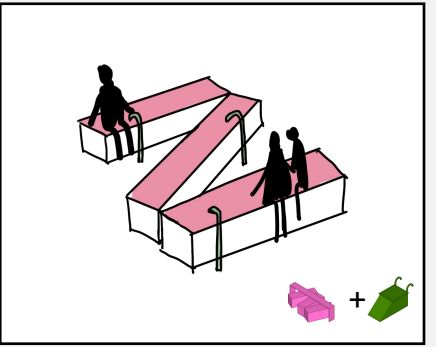
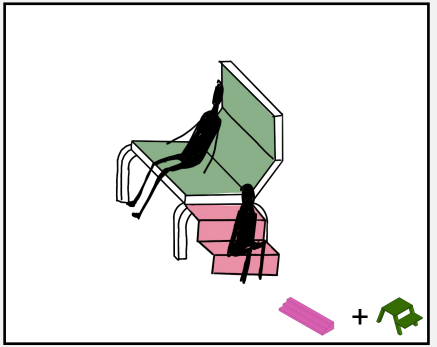
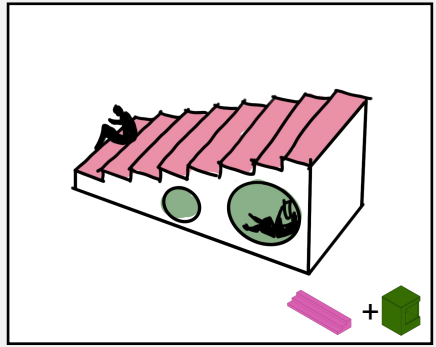
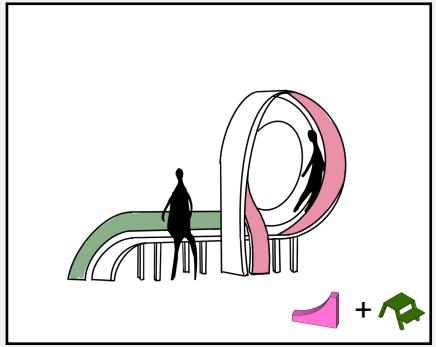

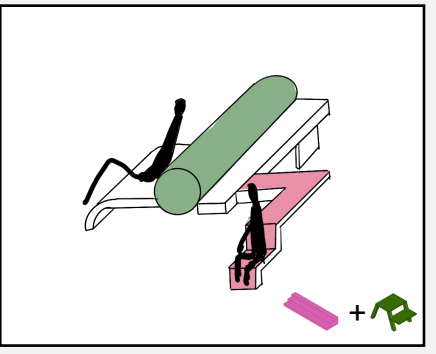

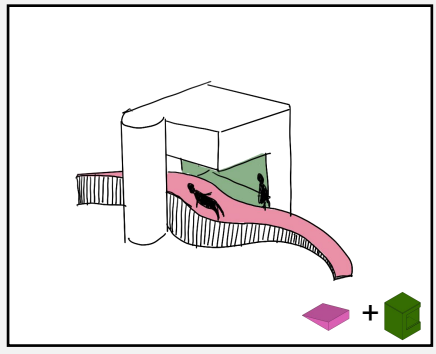
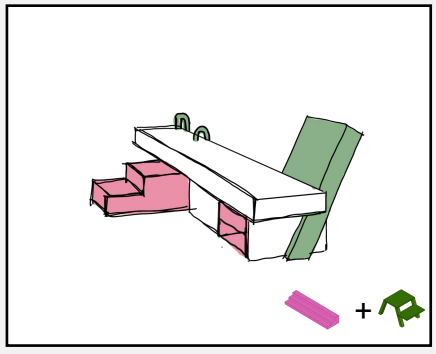
An elderly couple Age:67

Live in Eastbourne
Shopping at the supermarket
Have lunch at noon


ANALYSIS



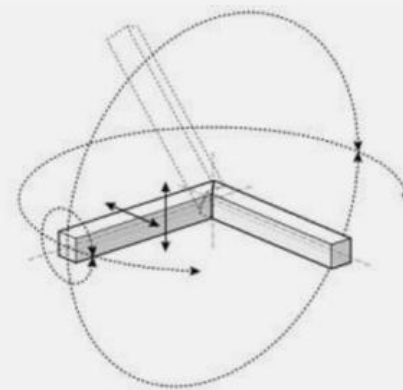
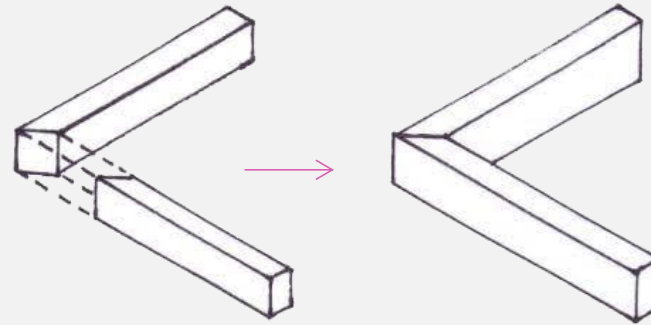
DESIGN COMBINE



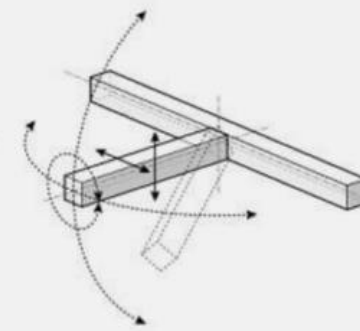
MODEL 1:1



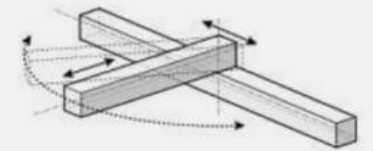
1:1 MODEL MAKING PROCESS



END-TO-END JOINT







END-TO-SIDE JOINT

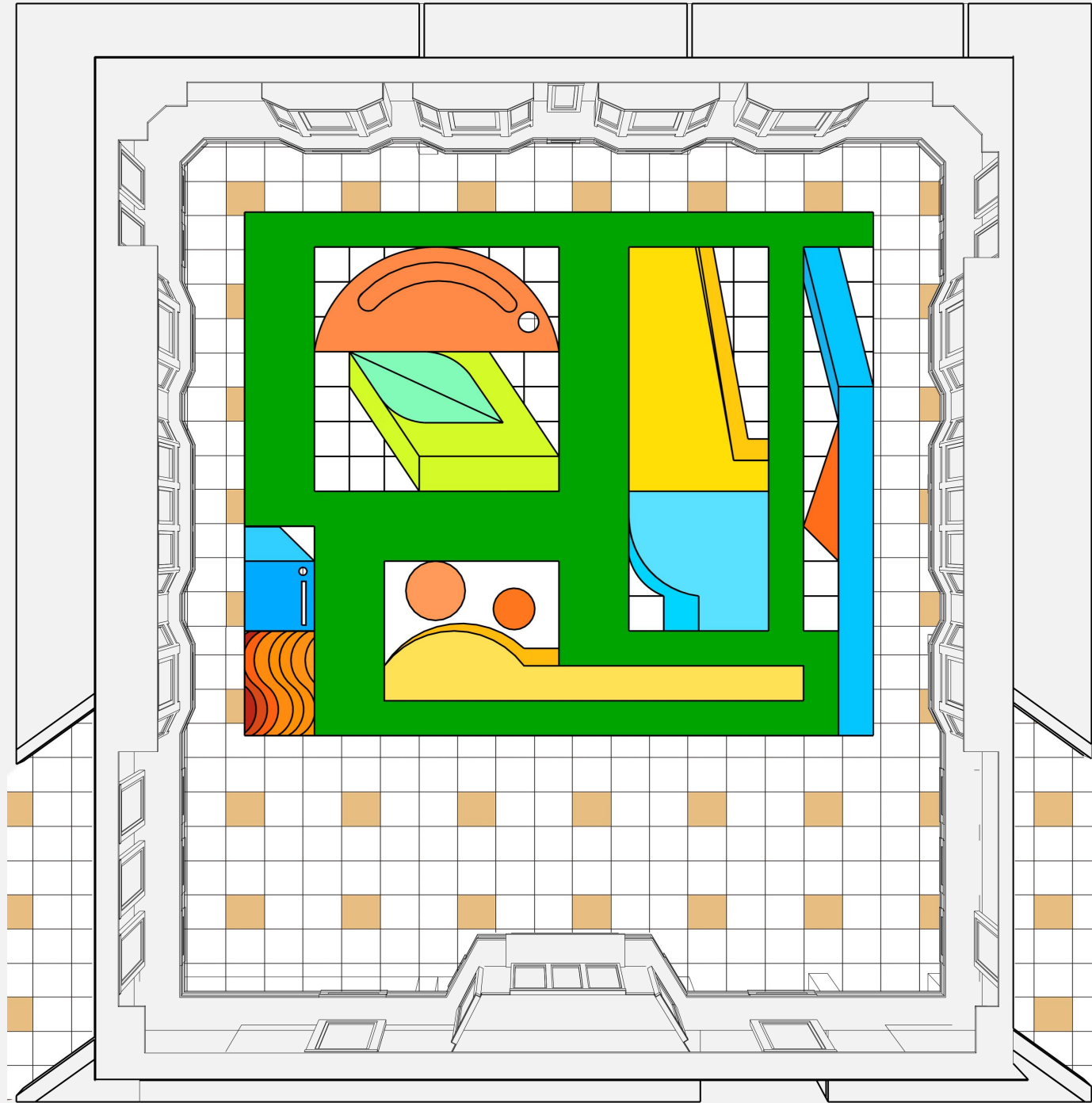




SIDE-TO-SIDE JOINT

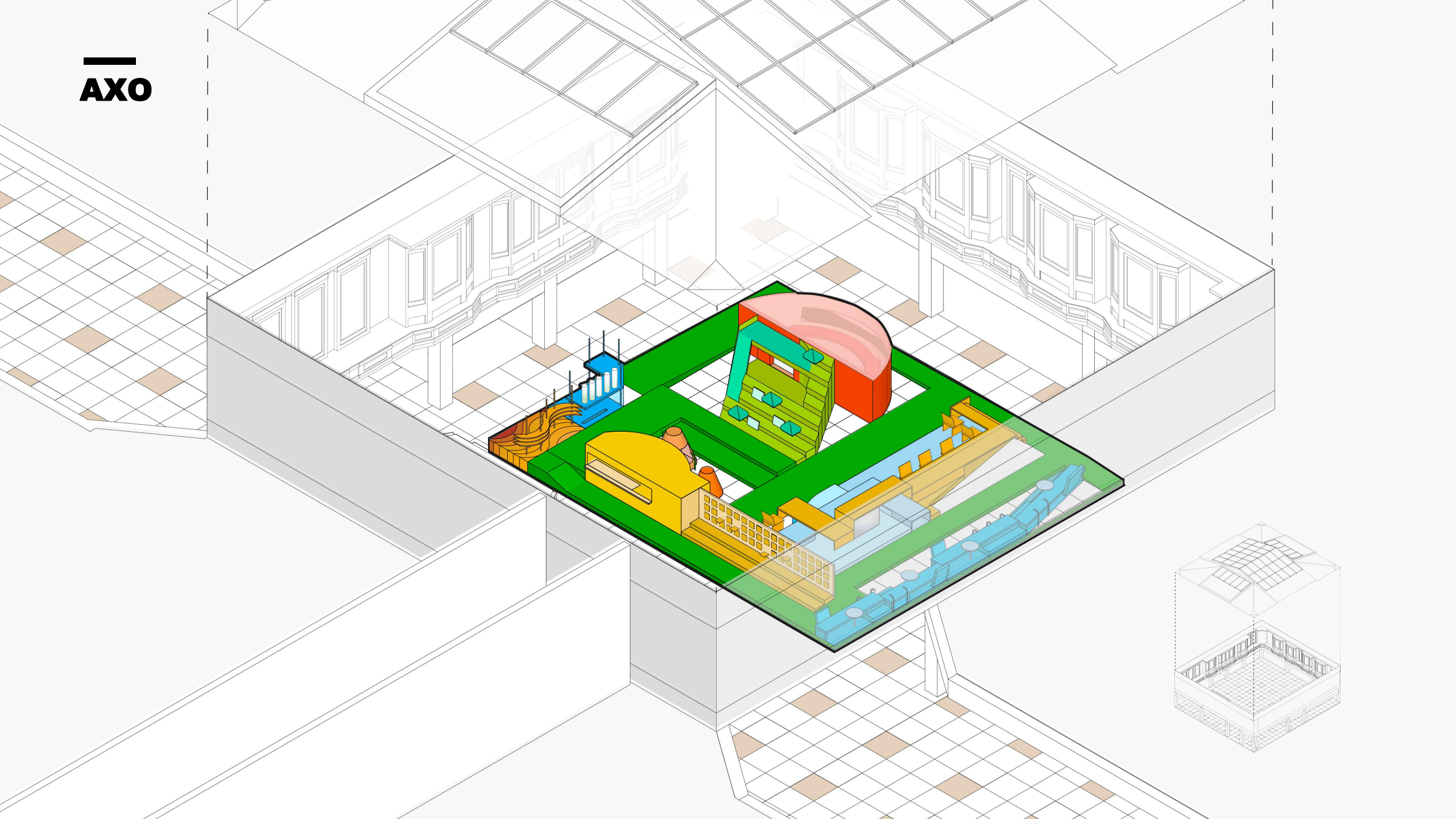
MODEL




PLAN



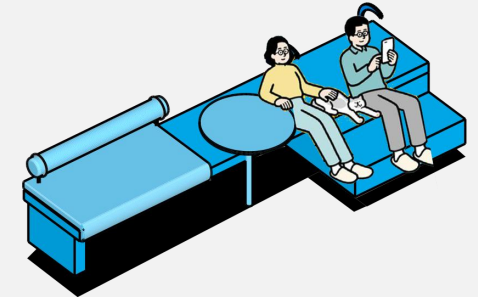
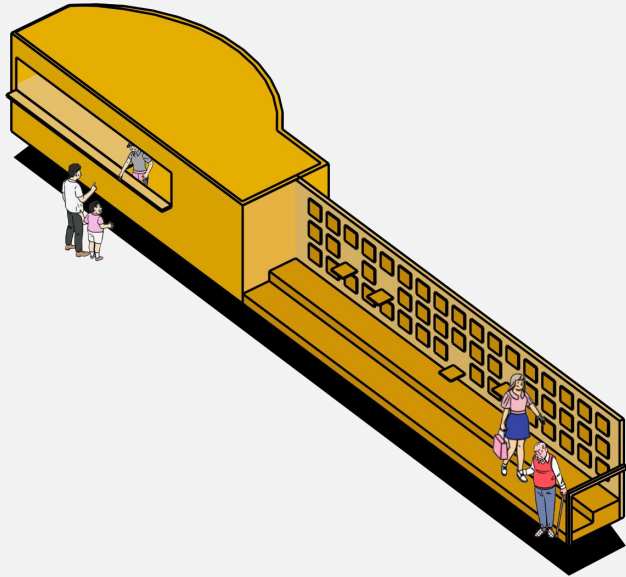
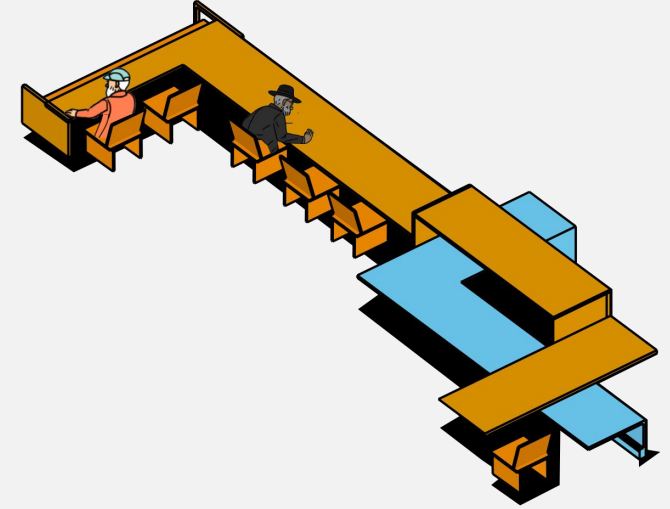
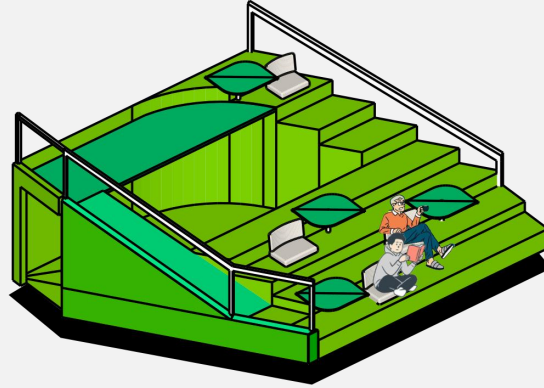
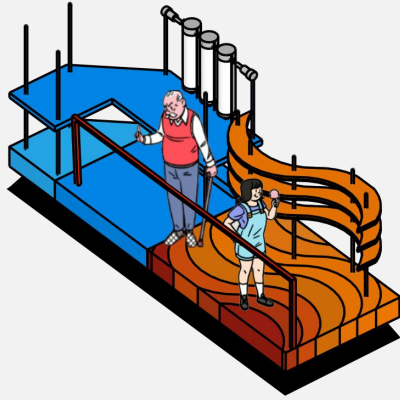
—
AXO




MATERIAL



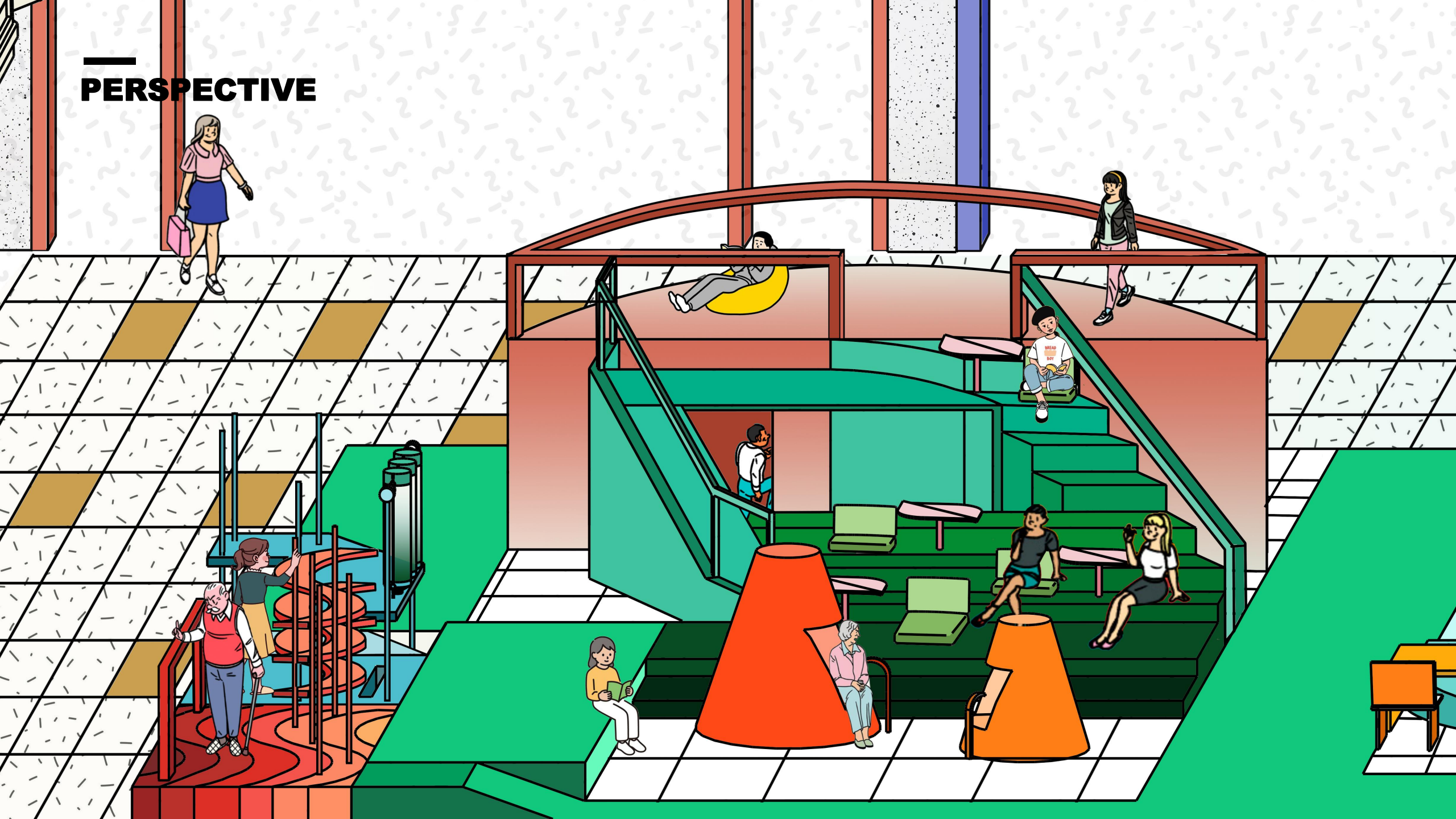
ZOOM IN



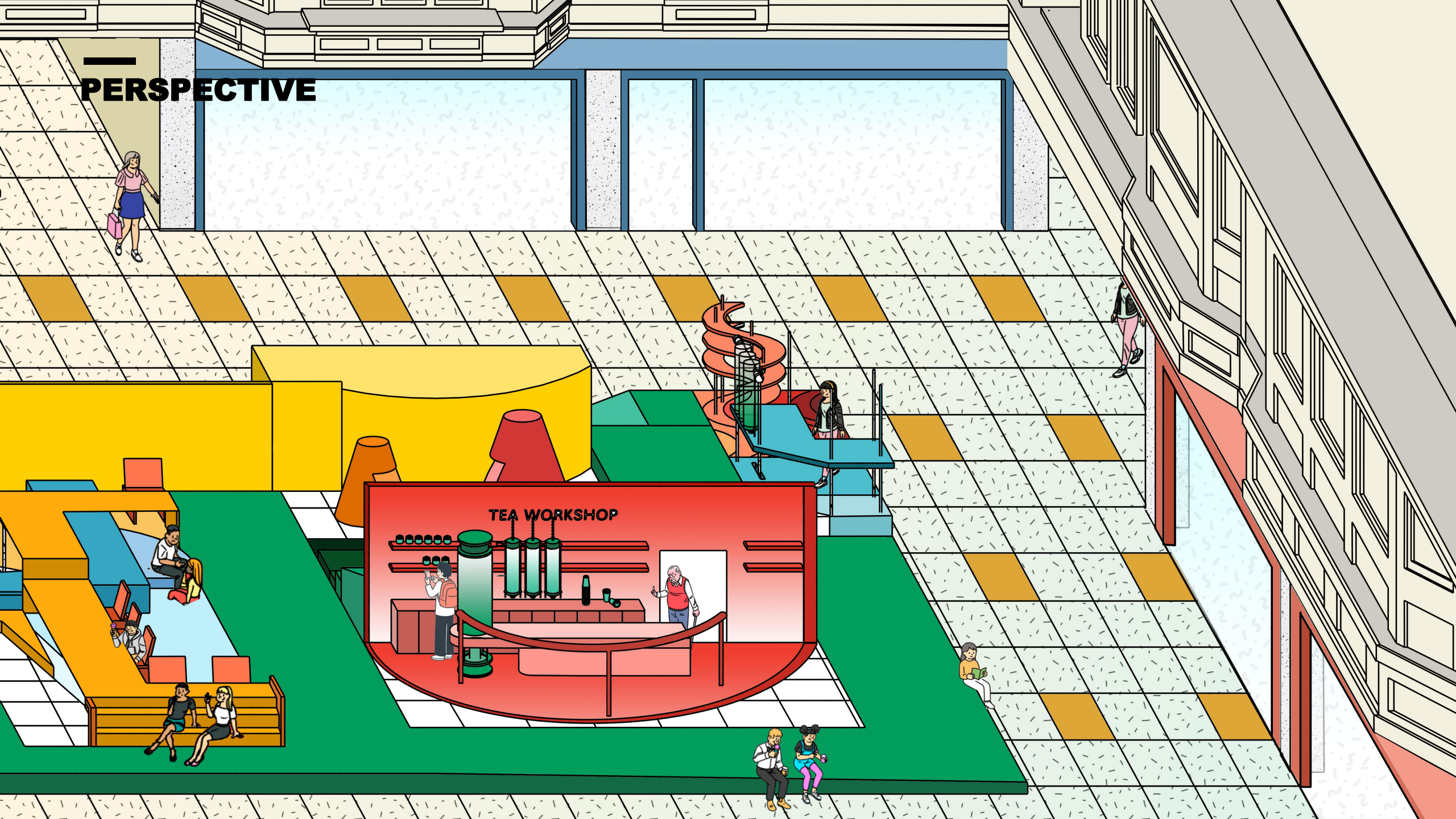
PERSPECTIVE



PERSPECTIVE



PERSPECTIVE



TEA WORKSHOP