

# Portfolio

Beyond the Frost

S2

ME

FA

10051656 Rei Kim  
Interior Design  
10041656@network.rca.ac.uk

# Contents

01	PROJECT OVERVIEW
02	BACKGROUND
03	SITE
04	CRITICAL RESEARCH
05	PLANS
06	STORYLINE&SYNOPSIS
07	VISUAL DEVELOPMENT
08	TECHNICAL PROCESS
09	NARRATIVE STRUCTURE
10	FINAL FILM STILLS

S2

ME

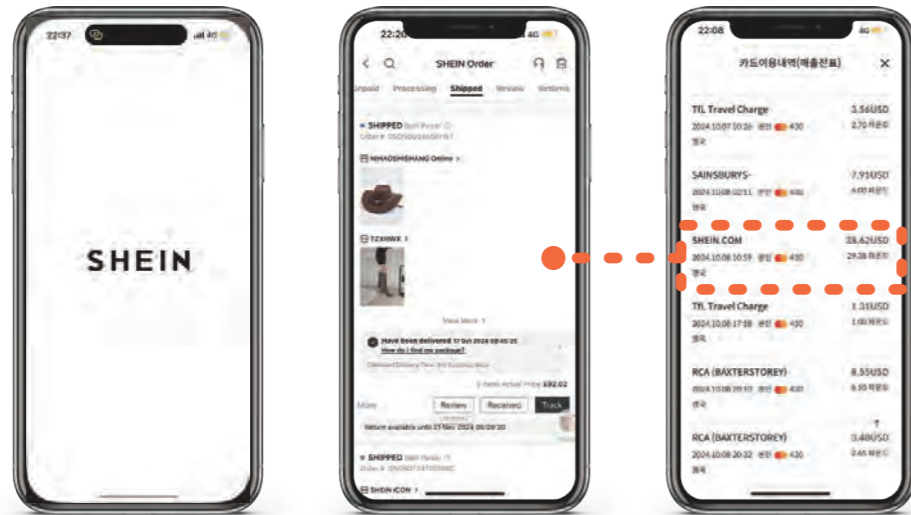
FA





# Project Motivation

Track My Order #OJ193297051GB



What did I buy?

Card Statement



Order Submitted

02.10.2024~03.11.2024  
TOTAL 32 DAYS

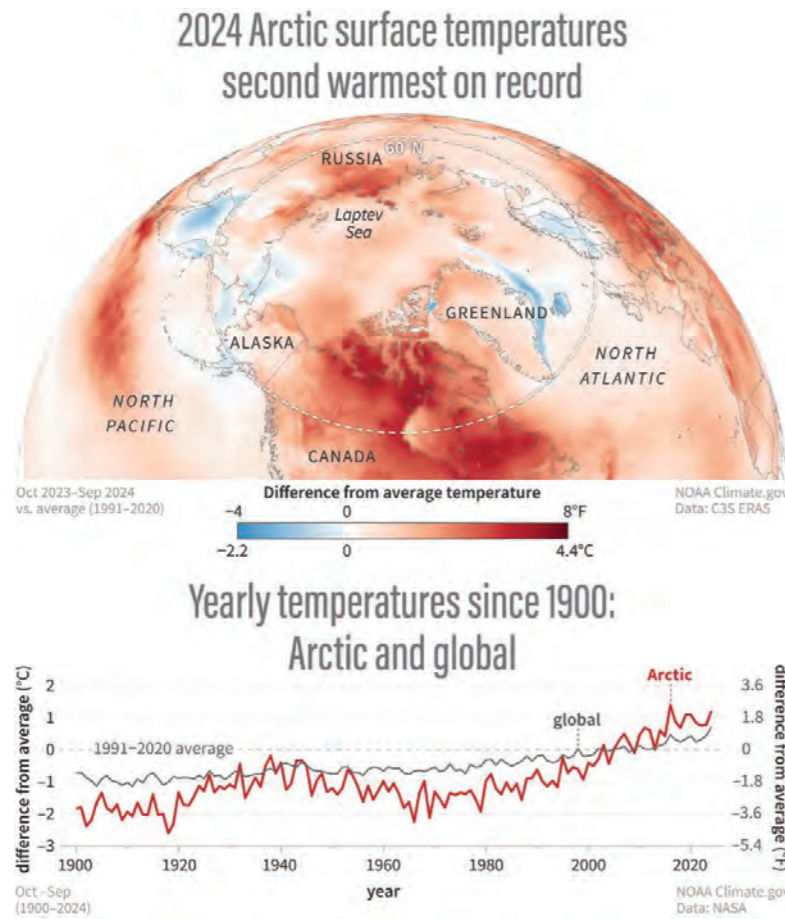
Delivery Completed



Last October 2nd, I ordered a cowboy hat for Halloween. It arrived in the UK on October 21st and I didn't receive it until November 3rd — after Halloween. That small inconvenience led me to wonder, "Isn't there a faster, more efficient route?" That became the spark for imagining the Arctic Railway.



# Arctic Railway is ..



**gCaptain** Advertise

**Russia Sets New Arctic Shipping Record, Transports 38Mt in 2024 via Northern Sea Route**

By Malte Humpert (gCaptain) - Cargo volume on Russia's main Arctic shipping lane continues to climb, although figures remain well below the targets originally defined by President Putin earlier in the decade. Western sanctions have delayed or put on hold a number of oil and gas projects negatively impacting overall cargo volume.

Total tonnage transported via the Northern Sea Route rose to 38 million tonnes, up from 35 Mt in 2023. Over the past decade cargo volume has increased ten-fold, from just 3.7 Mt in 2014, but has largely plateaued above 30 Mt since 2019.

Putin and government officials have repeatedly announced lofty goals of reaching 80 Mt by 2024, 190 Mt by 2030 and as high as 270 Mt by 2035. The development of oil and gas resources in Russia's North goes hand in hand with Arctic shipping, laid out in a [2035 Northern Sea Route development plan](#) approved two years ago.

**Support the Guardian** Make the most impact with £12 per month

News Opinion Sport Culture Lifestyle

**Climate crisis**

**Arctic plant study reveals an 'early warning sign' of climate change upheaval**

A warming tundra has seen unexpected shifts, raising the alarm about fragile ecosystems and those who rely on them

Scientists studying Arctic plants say the ecosystems that host life in some of the most inhospitable reaches of the planet are changing in unexpected ways in an "early warning sign" for a region upended by climate change.

In four decades, 54 researchers tracked more than 2,000 plant communities across 45 sites from the Canadian high Arctic to Alaska and Scandinavia. They discovered dramatic shifts in temperatures and growing seasons produced no clear winners or losers. Some regions witnessed large increases in shrubs and grasses and declines in flowering plants - which struggle to grow under the shade created by taller plants.

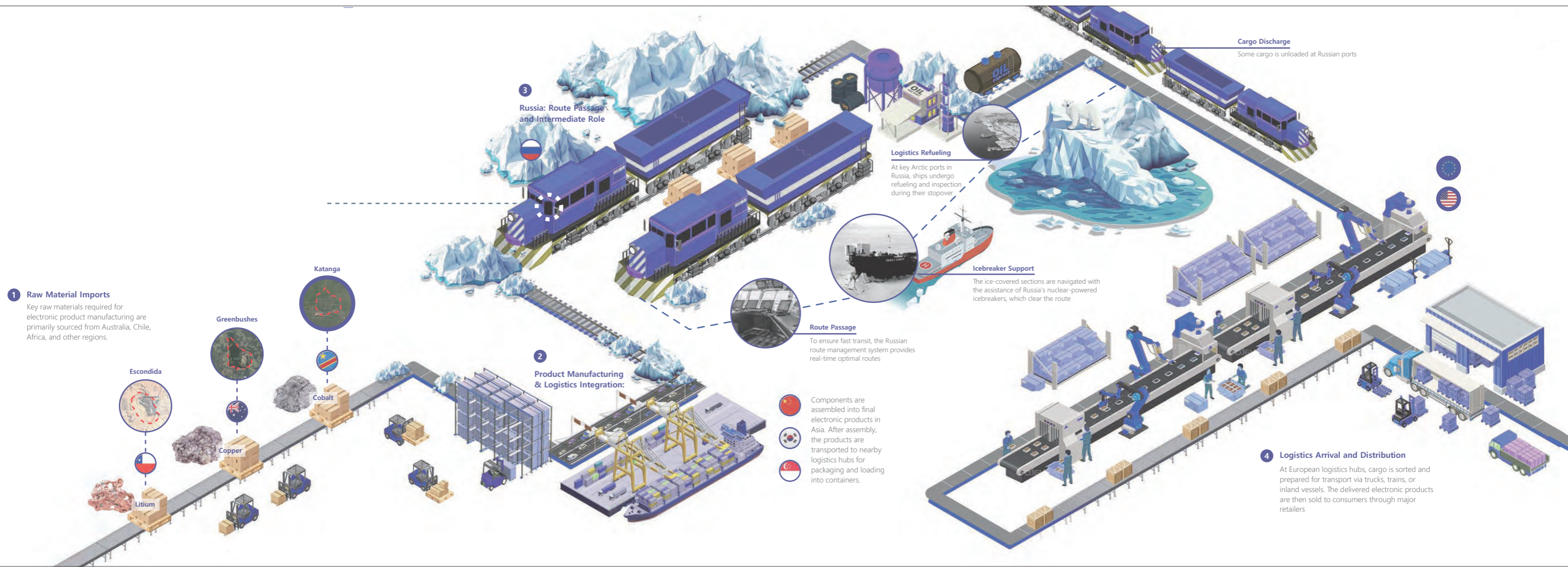
The Arctic Railway is a **land-based logistics route running through Siberia in Russia**, connecting Asia to Europe. Compared to the traditional sea route through the Suez Canal, the Arctic Railway offers three key benefits - **Shorter distances, reduced emissions, and lower costs**. Smartphones are one of the many products transported worldwide through this global supply chain process.

S2

ME

FA

# Global Supply Chains via the Arctic Railway



S2

ME

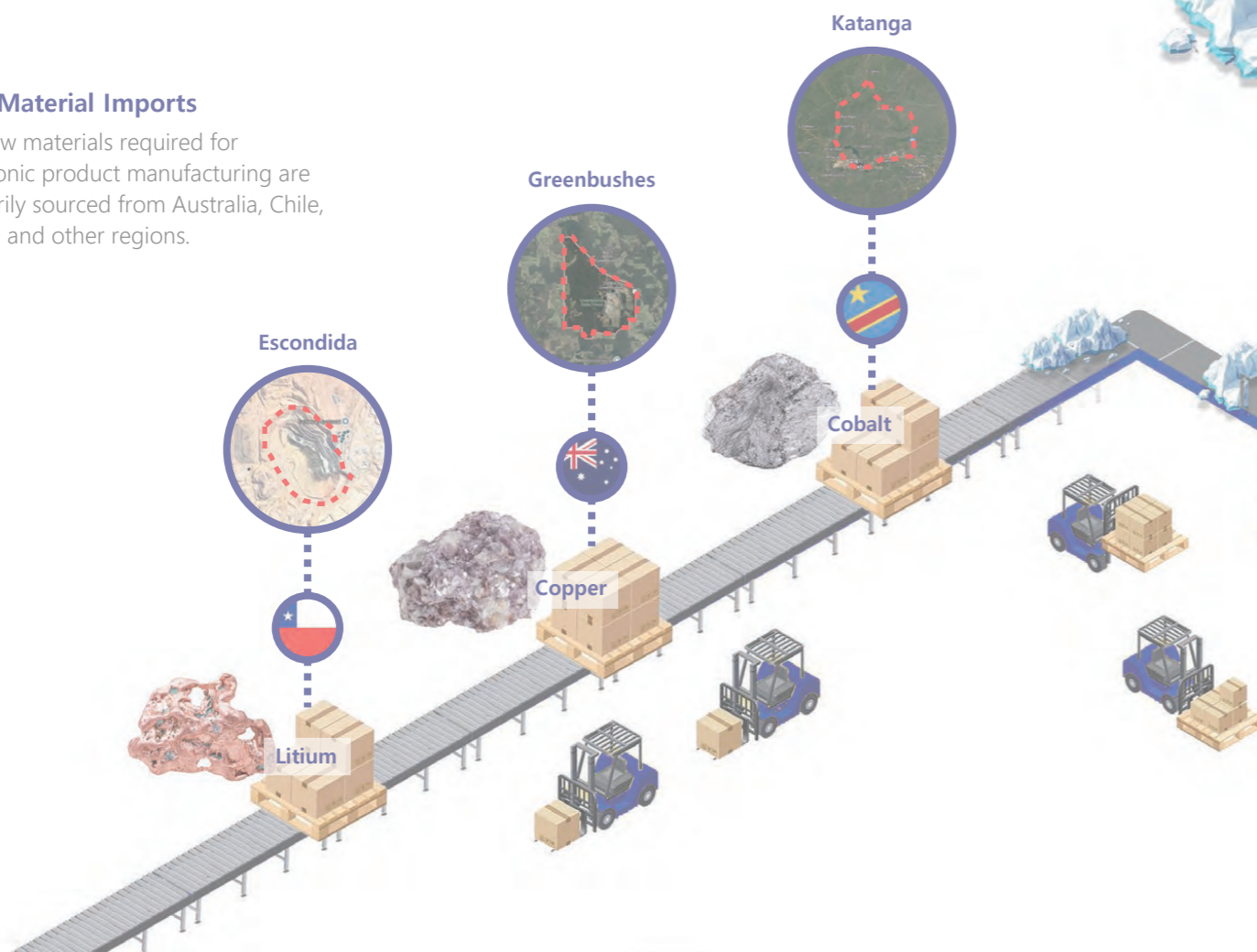
FA

The Arctic logistics route has gained attention as climate change accelerates Arctic ice melting. The Arctic logistics route has gained attention as climate change accelerates Arctic ice melting, half compared to traditional routes, making it a key supply chain path for smartphones. **Key materials like lithium from Chile, copper from Australia, and cobalt from Congo** are shipped to East Asia for processing and assembly.

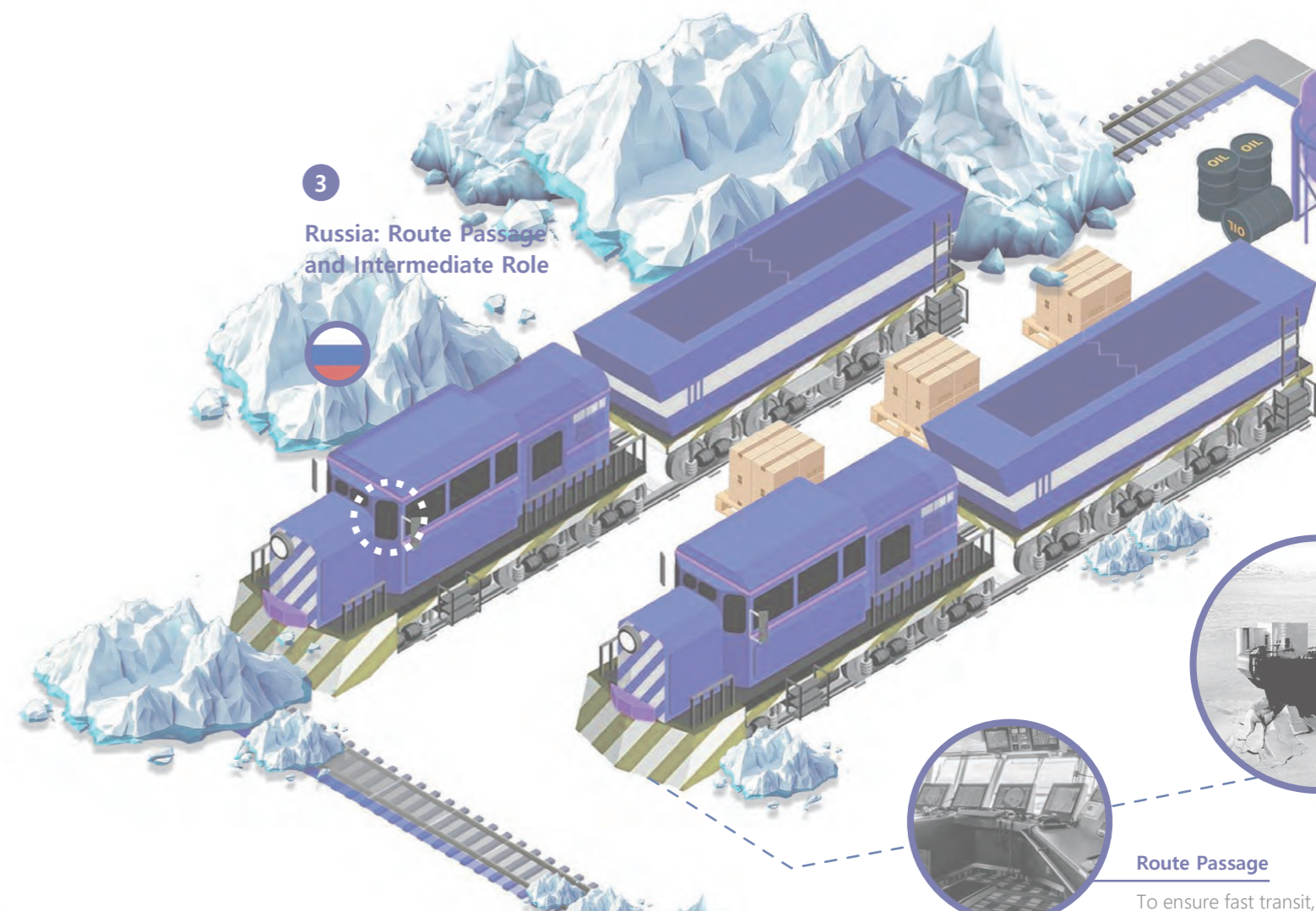
**1 Raw Material Imports**

Key raw materials required for electronic product manufacturing are primarily sourced from Australia, Chile, Africa, and other regions.

S2  
ME  
FA



**3 Russia: Route Passage and Intermediate Role**



**2 Product Manufacturing & Logistics Integration:**






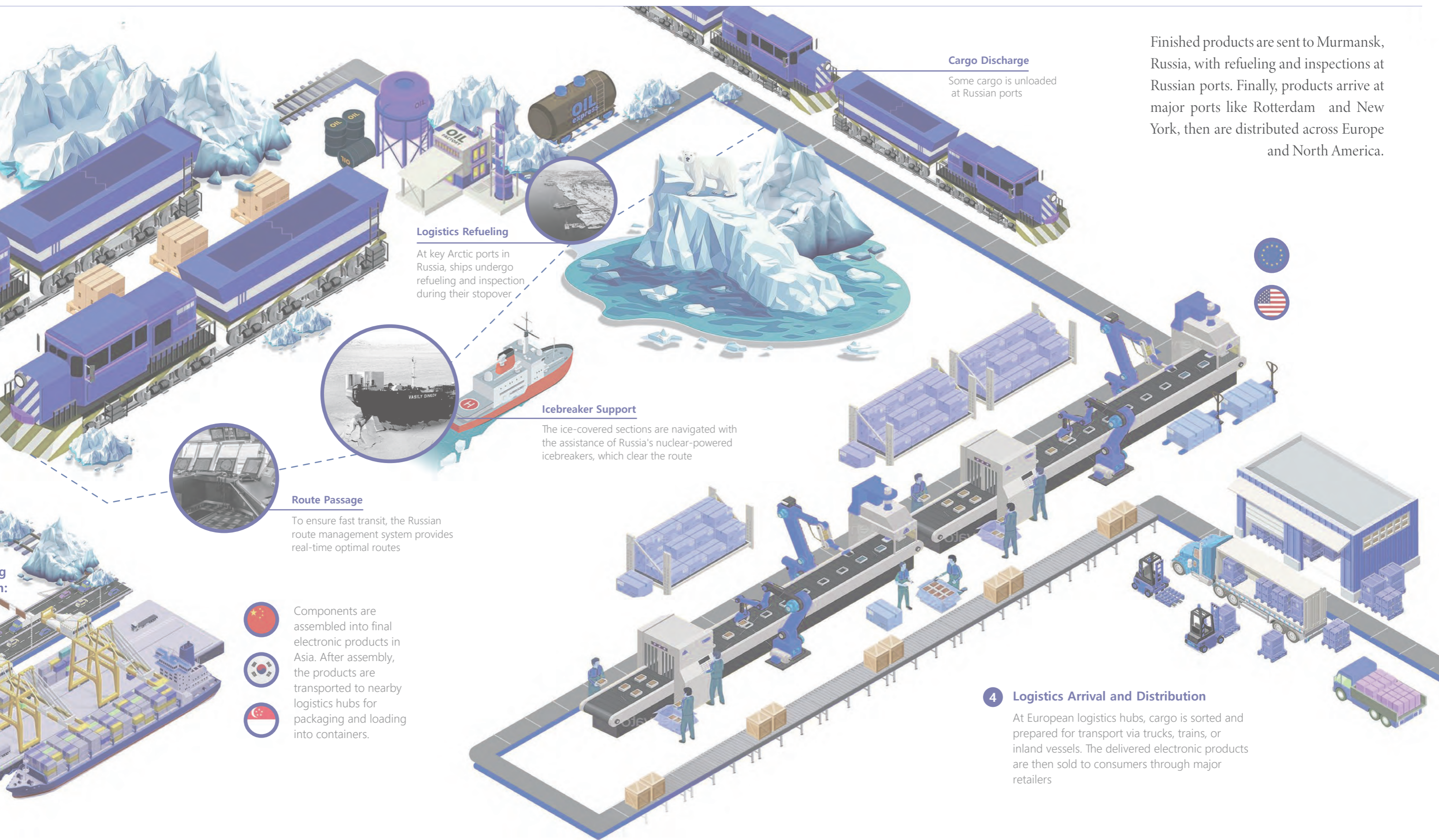
**Route Passage**

To ensure fast transit, the Russian route management system provides real-time optimal routes.



**Logist**  
At key  
Russia,  
refueli  
during

-  Components are assembled into final electronic products in Asia. After assembly, the products are transported to nearby logistics hubs for packaging and loading into containers.
- 
- 






Finished products are sent to Murmansk, Russia, with refueling and inspections at Russian ports. Finally, products arrive at major ports like Rotterdam and New York, then are distributed across Europe and North America.

**Cargo Discharge**  
Some cargo is unloaded at Russian ports

**Logistics Refueling**  
At key Arctic ports in Russia, ships undergo refueling and inspection during their stopover

**Icebreaker Support**  
The ice-covered sections are navigated with the assistance of Russia's nuclear-powered icebreakers, which clear the route

**Route Passage**  
To ensure fast transit, the Russian route management system provides real-time optimal routes

 Components are assembled into final electronic products in Asia. After assembly, the products are transported to nearby logistics hubs for packaging and loading into containers.  
  


**4 Logistics Arrival and Distribution**  
At European logistics hubs, cargo is sorted and prepared for transport via trucks, trains, or inland vessels. The delivered electronic products are then sold to consumers through major retailers





What's particularly noteworthy is **how this development could benefit indigenous Arctic communities**, such as the Sámi people in Finland. These communities, whose livelihoods are threatened by climate change, could **gain new opportunities from Arctic infrastructure projects. Improving infrastructure in this region creates jobs and promotes economic growth.**

## The Importance of Sustainable Logistics Routes and Supply Chains



Land-based logistics routes, such as the Arctic Railway, can **reduce environmental impact** by emitting less greenhouse gas compared to sea transport. Specifically, the introduction of **eco-friendly vehicles or electric railway systems can reduce the carbon footprint** of the logistics route. While sea transport consumes a large amount of fuel and poses potential environmental risks, such as oil spills, the Arctic Railway could serve as an **alternative that reduces such environmental burdens**.

The sustainability of the Arctic Railway also impacts the efficient use of resources. It offers a shorter route compared to sea transport, **reducing resource consumption and lowering logistics costs**. In the long term, this could help logistics companies operate more sustainably and run their businesses in an environmentally and economically friendly manner on the global market. If sustainable energy sources, such as renewable energy, are incorporated into the railway system, it would further **enhance the environmental sustainability of the logistics route**.

S2

ME

FA



## What can the Arctic Railway bring about?

### *A : A Stable Alternative in an Unstable Climate*



The Arctic Railway development could **reduce the uncertainty of sea traffic caused by climate change**, compared to existing routes. The Arctic sea route currently in operation is the fastest route, but due to global warming, the ice is melting and predictions about the shipping lanes have become difficult. In contrast, the Arctic Railway is **less affected by climate change and can provide a more stable transportation route**.

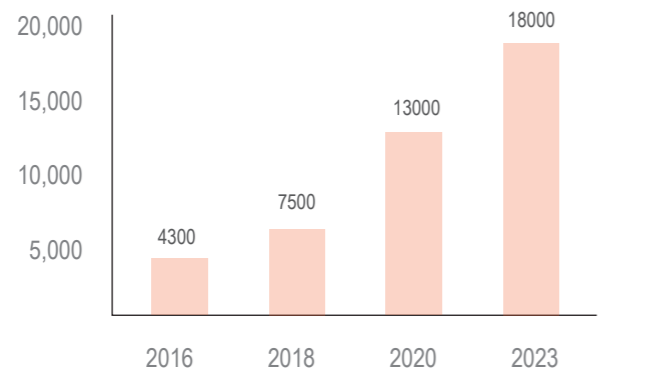
Additionally, the Arctic Railway will pass through various regions, especially for the indigenous Arctic communities in Russia and Northern Europe, it will **bring significant benefits to the local economy**. The construction and operation of the railway, along with the expansion of logistics infrastructure, will create jobs and stimulate the growth of related industries. As a result, **the regional economy will become more diversified and play a more important role in the global supply chain**.

### *B : Impact on Indigenous Arctic Communities*



Indigenous communities in the Arctic region have lived for centuries by naturally utilizing the resources around them. However, as infrastructure development progresses, **their traditional way of life and culture may be negatively affected. Development projects, including the railway, could lead to environmental degradation**, such as deforestation and disruptions to animal habitats along the railway's path, which could threaten traditional practices like hunting and fishing. Their culture and traditions, closely tied to nature, could undergo rapid changes.

Moreover, while new economic opportunities may arise, profits could be concentrated in the hands of large corporations or external investors, meaning that **indigenous communities may not directly benefit from these developments**. In some cases, economic inequality could worsen. For example, even if jobs are created in the developed regions, indigenous people may find it difficult to take advantage of these opportunities due to a lack of education or technical training. Furthermore, indigenous communities, **which have relied on traditional ways of life, may struggle to adapt to the social and economic changes brought by development**.



**The change in the number of China-Europe freight train operations**

Approximately a 35-fold decrease



**Comparison of CO<sub>2</sub> emissions between Rail and Maritime transport**

## From Freight to Tourist Trains : Emerging Trends

**Arctic infrastructure is expanding into tourism.** The first graph shows the number of China-Europe freight trains became four times higher from 2016 to 2023. The second chart shows that rail emits far less CO<sub>2</sub> than sea transport. The third chart shows that visitors to Svalbard, Norway, increased about 2.5 times in three years. Related keywords are trending on social media.



**Increase in the number of Arctic tourists (Svalbard, Norway)**



#arctictravel  
#reindeerherding, #climatejourney  
#indigenousroutes, #glaciertrain

**Hashtag usage has been increasing by 15–20% annually**

## Arctic Railway vs. Maritime Routes


- 1. Shorter Distance
- 2. Faster Transport
- 3. Cost Saving



This map shows how a logistics route, **originally built for freight**, is being reimagined as a **tourist railway**—marking the beginning of a new era in Arctic tourism.



# Development of the Arctic Railway



S2

ME

FA

International Agreement

Keywords

Cooperation | Protection | Sustainable Development | Cultural Preservation

Key Signatories

[List of countries or organizations]

# The Arctic Indigenous Participation and Protection Agreement (AIPPA)

Objective : To protect and promote the rights and participation of Indigenous peoples in the Arctic region.



January 15, 2025  
United Nations Headquarters, New York City, USA

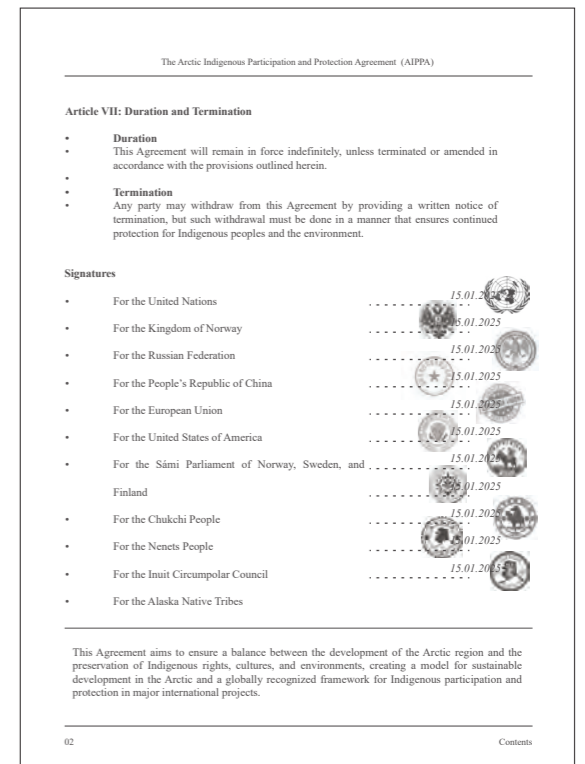
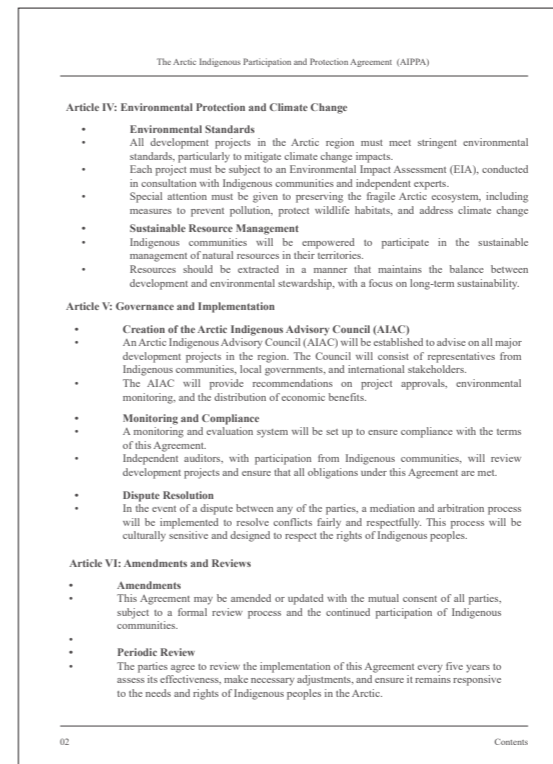
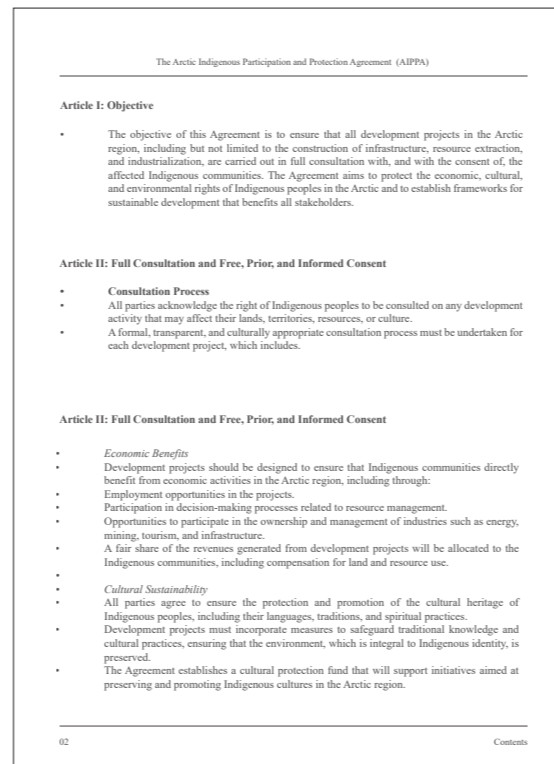
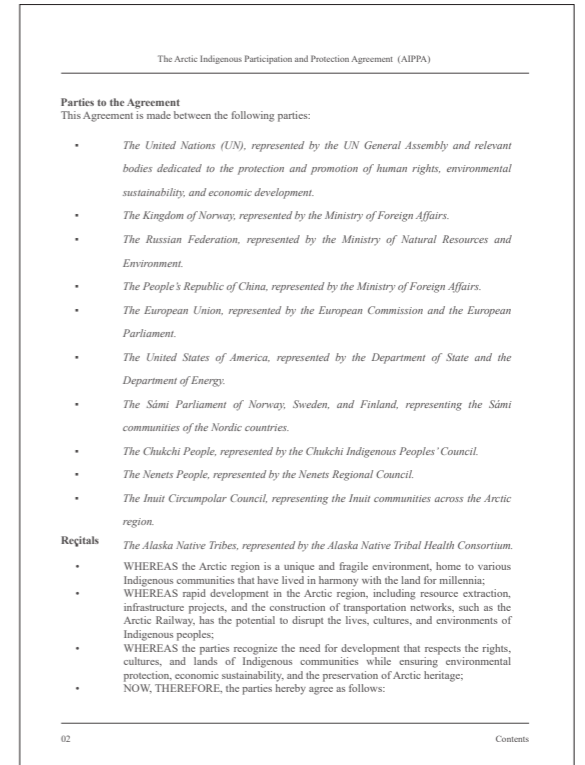
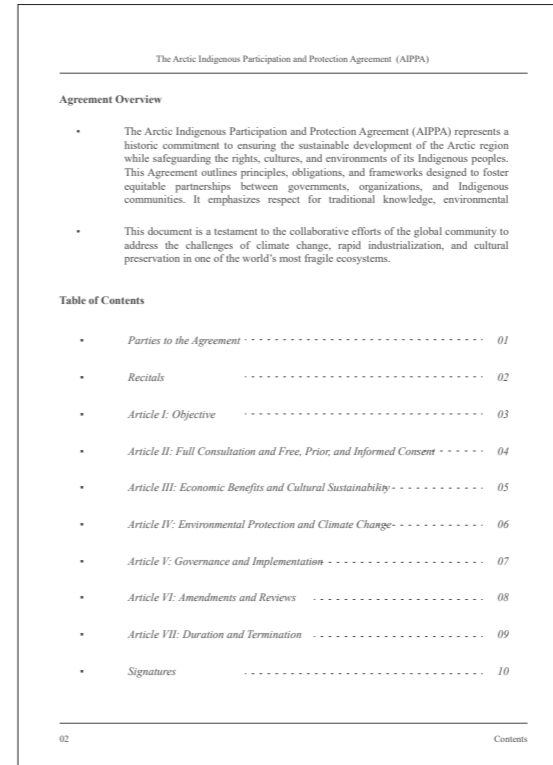
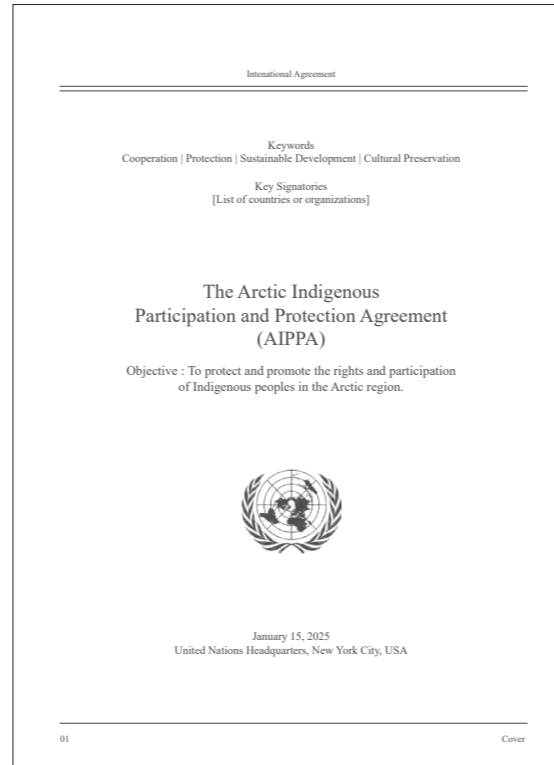
## Policy

[AIPPA] UN-declared Agreement

The first prop is a UN-declared Arctic Indigenous Participation and Protection Agreement. This agreement states that **"all development projects require full consultation and consent from Indigenous communities, ensuring economic benefits, cultural preservation, and environmental sustainability in the Arctic region."** Additionally, it includes a provision that "the Arctic Railway Borderless Zone Policy designates trains and stations along the Arctic Railway as a borderless zone, exempt from external laws and tax policies, facilitating smooth transportation and economic integration."



# AIPPA UN-declared Agreement





### Fake ID Card

A group has emerged that exploits the benefits of a tax-exempt zone by forging or illegally using ID cards that are exclusively issued to the indigenous Arctic tribes.



### ID Card

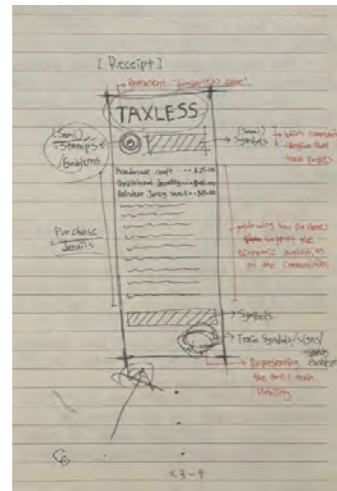
The second prop is an ID card used by Arctic Indigenous communities like the Sámi. **This card proves their economic rights and access to tax-free benefits.** However, because of the tax-free nature, **the card could be exploited by external capital or counterfeited.**

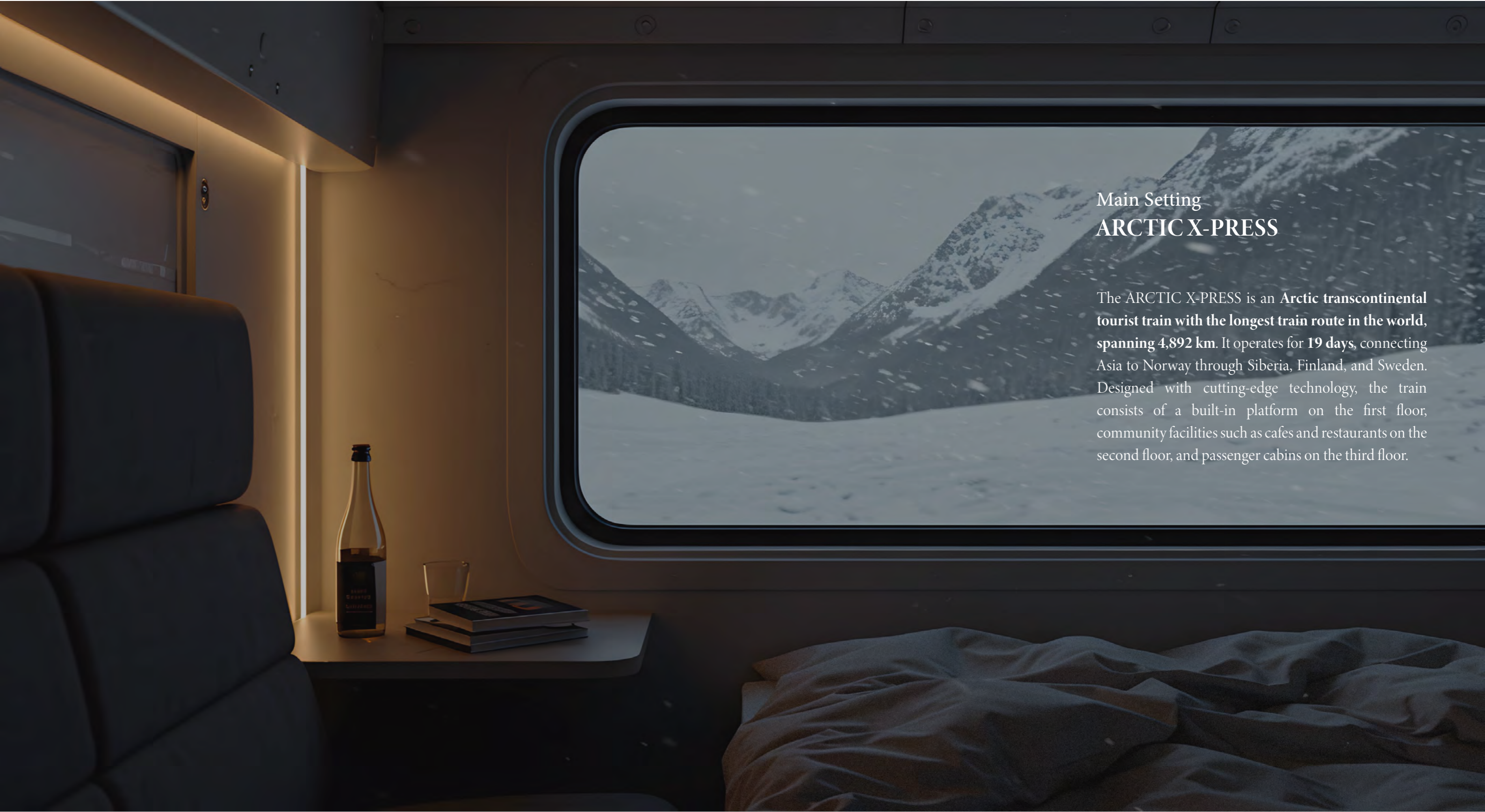


### Real ID Card

The genuine ID card contains the user's unique fingerprint across the entire card, along with a card recognition chip, the train logo, and distinct traditional patterns unique to the indigenous tribe.

# Making





Main Setting  
**ARCTIC X-PRESS**

The ARCTIC X-PRESS is an **Arctic transcontinental tourist train with the longest train route in the world, spanning 4,892 km.** It operates for **19 days**, connecting Asia to Norway through Siberia, Finland, and Sweden. Designed with cutting-edge technology, the train consists of a built-in platform on the first floor, community facilities such as cafes and restaurants on the second floor, and passenger cabins on the third floor.



1F. Lobby



2F. Community facilities



3F. Private Cabin





Disembark at desired locations



Observe indigenous people



Explore local villages

## Self-disembarkation System

The core feature of this train system is that it lets **passengers get off at any location**, allowing them to explore places like Arctic Indigenous villages or wild reindeer habitats. However, this system **strips control from Indigenous peoples and Arctic nature**. Tourists take photos without permission, and villages are exposed without protection. Indigenous people are treated more as tourist attractions than as human beings.

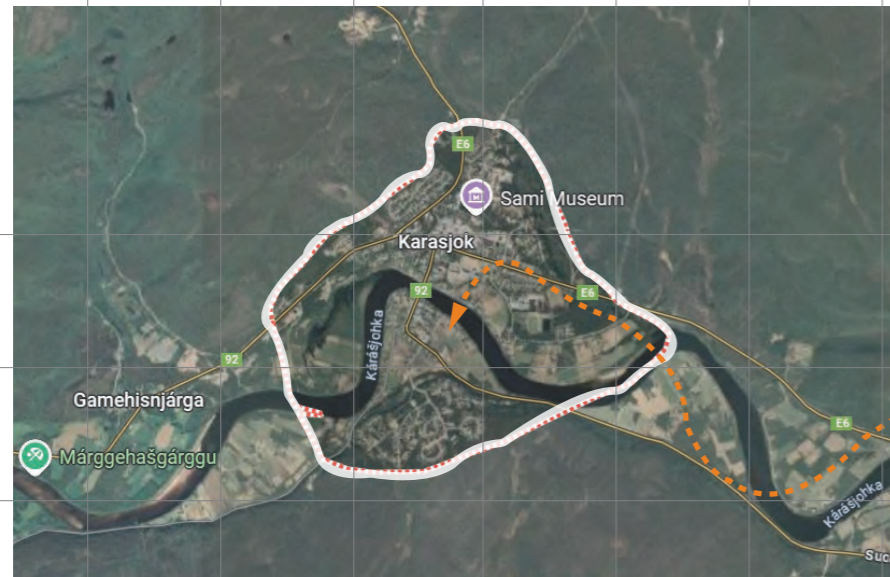
S2

ME

FA

Map covering from Eastern Siberia to Scandinavia, crossing the Arctic Circle

Pinmark, Norway



- Located in northern Norway
- Area : 48,000 km<sup>2</sup>
- Population : 75,000 with around 12% being Sámi

69°40'N, 18°57'E

55°45'N, 37°35'E

S2

ME

FA

0 50 100 km

Scale 1:100

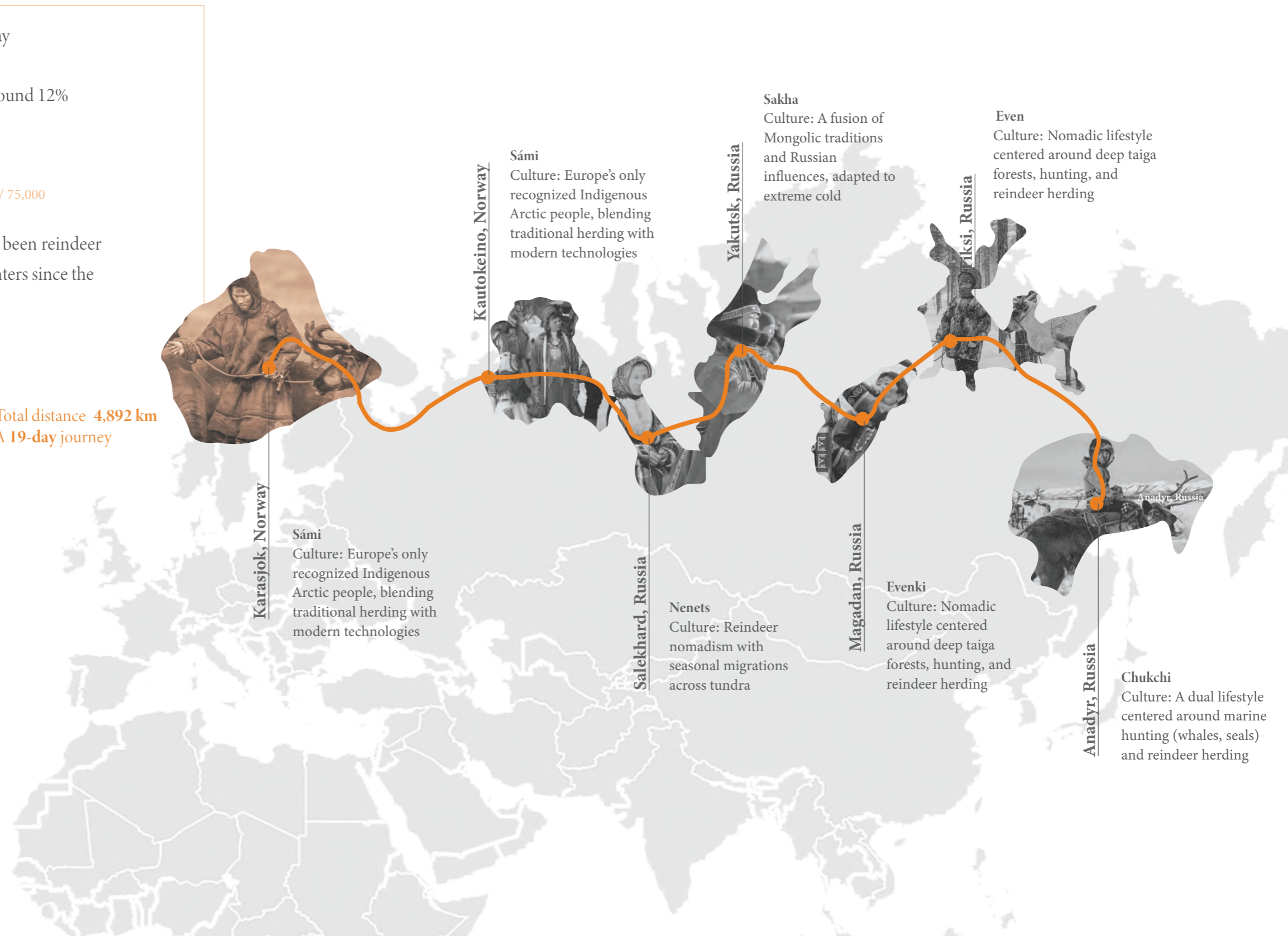
## Site & Map

- Pinmark, Norway
- Located in northern Norway
- Area : 48,000 km<sup>2</sup>
- Population : 75,000 with around 12% being Sámi



- The Sámi have traditionally been reindeer herders, fishermen, and hunters since the 3rd millennium BCE

Total distance **4,892 km**  
A **19-day** journey



S2

ME

FA

## View from the Window



Arctic Indigenous Peoples and Reindeer



Arctic Landscapes



Arctic Villages

## Train is ..

The train is composed of **three levels**, each measuring 2.5 meters in height—making the **total height 7.5 meters**. This is nearly **two to three times the height of a typical house** in an Arctic village, further reinforcing the train's role as a physical and symbolic barrier within the community.



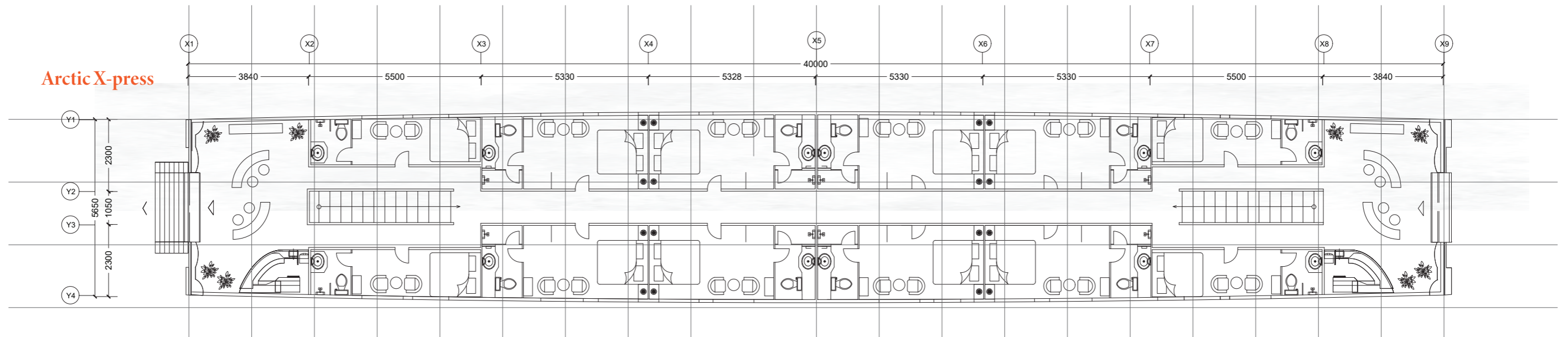
### Standard Train



### Compared to a typical train

Each carriage of the Arctic X-press is **twice the width and height** of a standard train carriage.

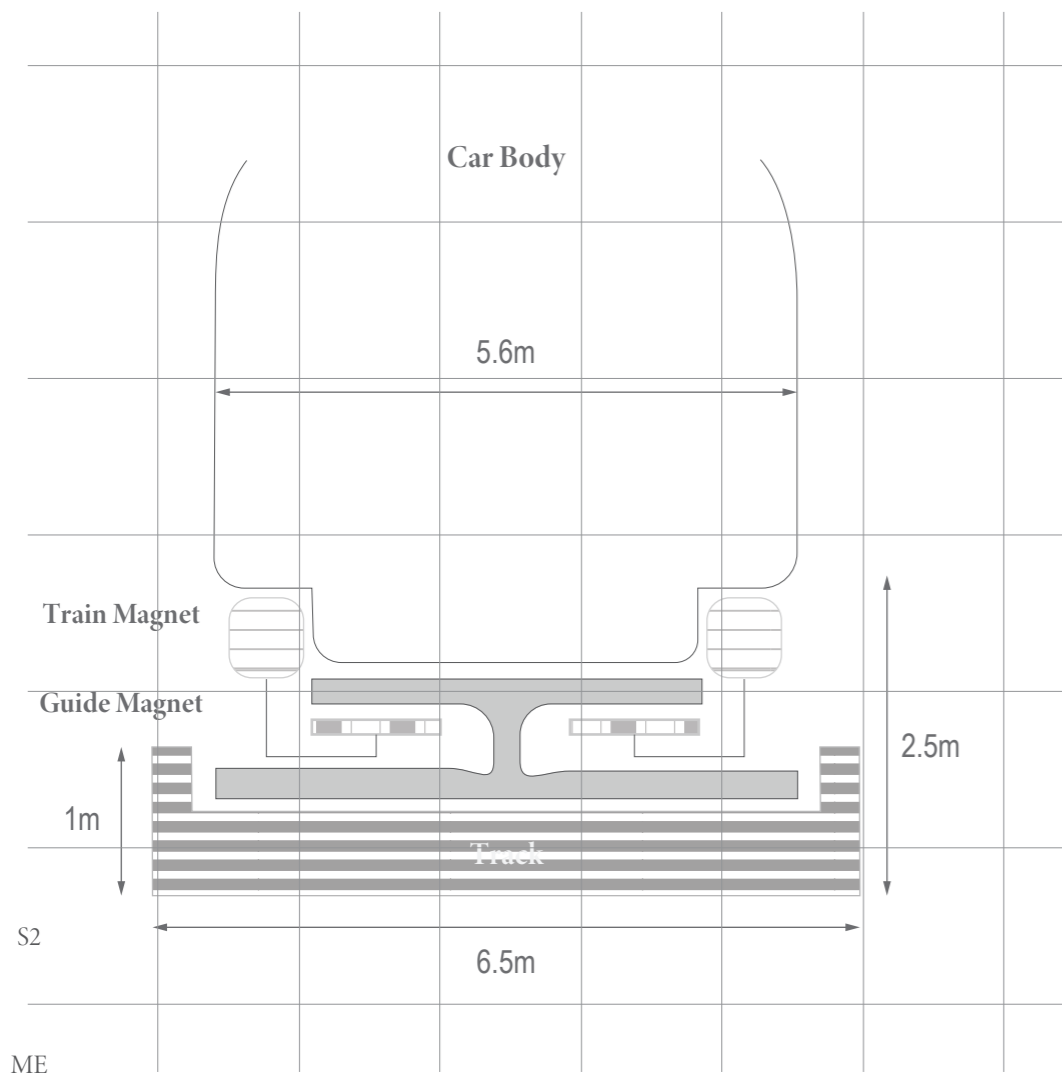
### Arctic X-press



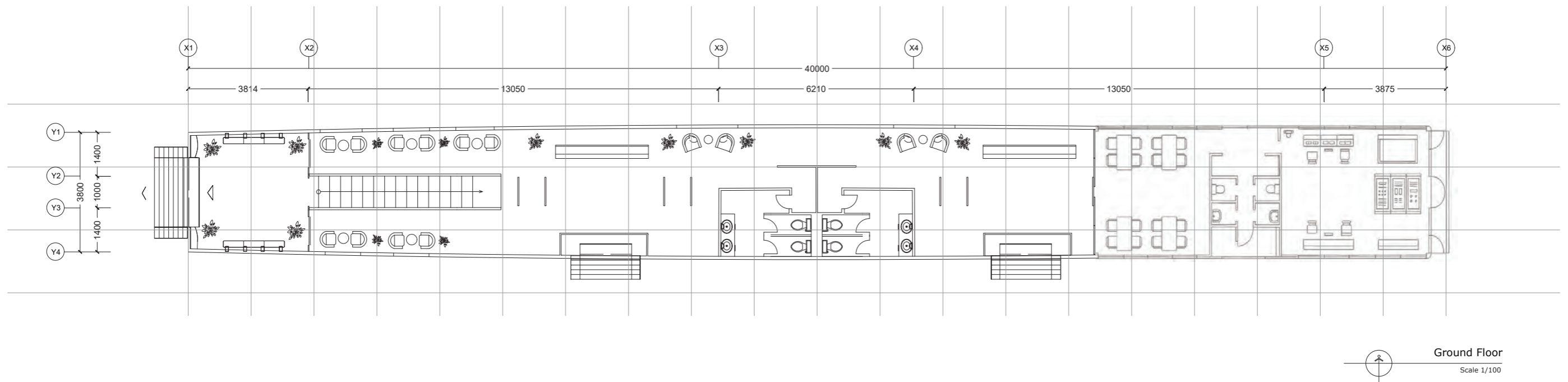
Second Floor  
Scale 1/100

## Track & Maglev System

The track consists of **two 6-meter-wide rails**, forming a massive structure that is more than **two to three times the size of a typical house in an Arctic village**. This train uses a magnetic levitation system to hover above the track. This technology **reduces friction, enabling high-speed travel**, while also helping to **preserve the train's internal temperature** against the low ground temperatures of the Arctic.



### Floor Plan ; 1F - Lobby & Control Room



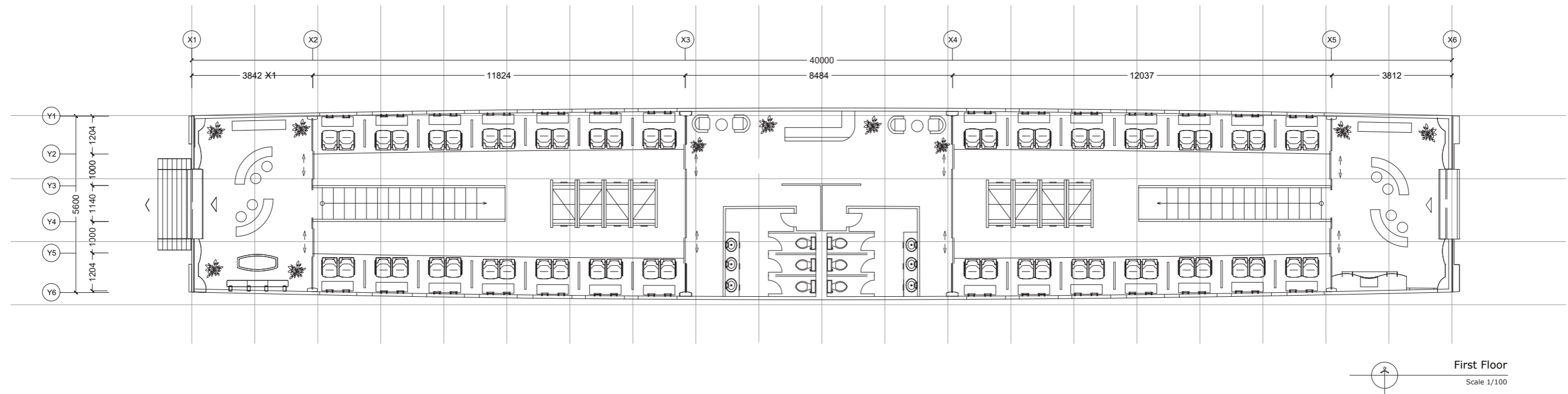
On the first floor of the train, there is both a **lobby and a control room**. Within a single space, divided by a wall, the lobby—designed for passenger convenience—and the control room—monitoring the movements and gathering points of Indigenous communities in real time—clearly **reveal the dual nature of the train**.

S2

ME

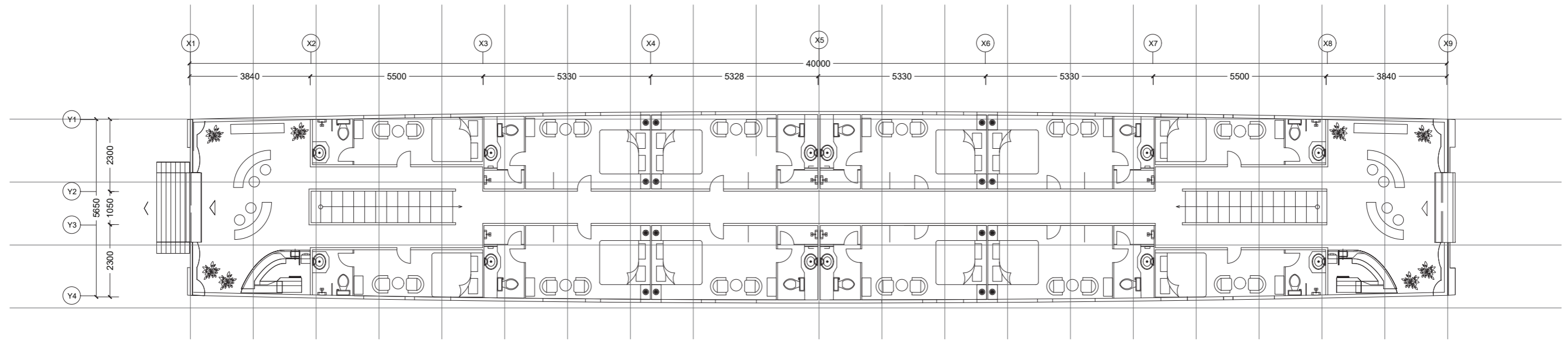
FA

### Floor Plan ; 2F - Autonomous Travel Lounge & Cafeteria



The second floor serves as a **communal space** where passengers can dine while enjoying views of the Arctic landscape, thanks to rotatable seats positioned by the windows.

### Floor Plan ; 3F - Private Cabins



Second Floor  
Scale 1/100

On the third floor, **passengers can relax in private cabins** designed for comfort and convenience, all while taking in the surrounding scenery. Each cabin is equipped with one of the train's most distinctive features — an **autonomous disembarkation button**.

## Logo & Pattern Design

### Layout

This pattern, which appears in every detail of the train, represents the train's identity. With a navy-colored background and orange accents.

### Elements


The pattern consists of three main elements. The train symbolizes the train itself, while the circular rail in the background represents the railway. The snow-covered mountain beside it symbolizes the Arctic, through which the trans-Arctic train passes.



### Logo

The logo is a simplified, symbolic representation of the train. The rounded nose and parabolic curve signify the speed of the train, while the two lines represent its three-level structure. "Arctic X-press" is pronounced the same as "Arctic Express," but the emphasis on "X" suggests the train's limitless potential and high speed.

# Film Props Design



## Cleansing Products

The design of the amenity kit given to passengers upon entering their train cabin features the train's signature pattern covering the entire box, wrapped with a band embossed with the logo.



## Bedding

The train's bedding features the signature pattern, which varies by cabin. In some rooms, the pattern appears on the blanket, while in others, it is incorporated into the pillows or sheets.



## Cosmetics



Visual Inspiration



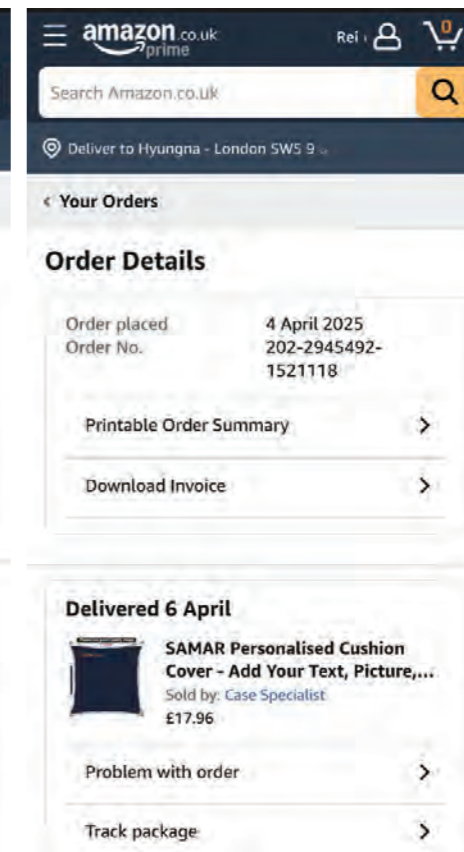
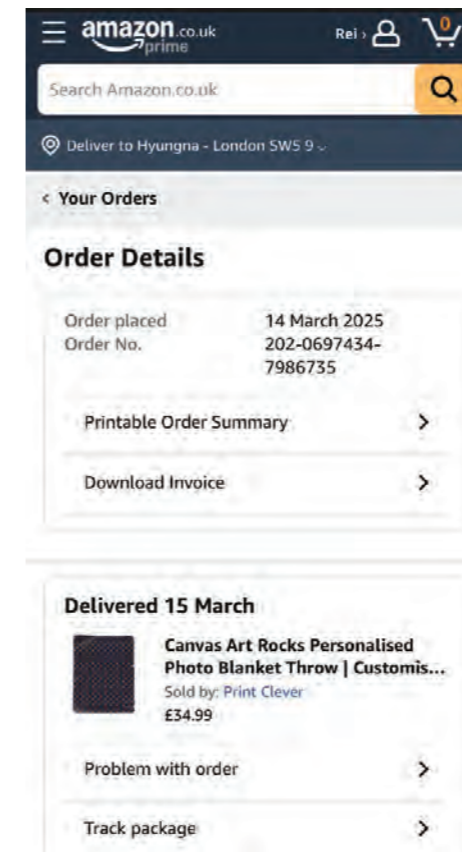

Final Pattern

S2

ME

FA

## Pattern-Applied Custom Products





## How It Appears in the Film

The kit is provided in every cabin, **placed on top of the bed sheet for immediate visibility upon entry.** It contains items such as sleepwear and basic skincare products, offering comfort and care as part of the onboard experience.

## Story Line & Synopsis

Title Beyond the Frost

Genre Promotional Video, Documentary

Logline In 2050, as climate change opens the Arctic for travel, a reserved train attendant on the world's longest railway silently observes the fragile balance between progress and preservation.



S2

ME

FA

In 2050, rapid climate change has melted the Arctic, enabling unprecedented travel through its frozen expanse. The Arctic Transcontinental Railway, the longest train route in the world, spans 19 days, connecting Asia to Norway through Siberia, Finland, and Sweden. Designed with cutting-edge technology, the train consists of passenger zones, cargo areas, and crew-exclusive quarters. Travelers can disembark at any location via an "instant stop system." This system allows passengers to freely stop the train at their desired destinations, giving them the opportunity to explore local villages, wild reindeer logging sites, and other attractions.

While the railway fuels economic growth for Arctic communities, including the Sámi people, it also disrupts their traditional way of life. Reindeer migration routes are severed, ancestral lands are divided, and corporate interests encroach upon indigenous culture. The Arctic, once an untamed wilderness, is now a battleground between progress and preservation.

Sven, a 27-year-old train attendant, is the protagonist. Quiet, observant, and dedicated to supporting his family, he moves through the train's various compartments, witnessing the tensions that unfold among passenger workers. A humble man, Sven sees the Arctic transformation from the inside out, from the luxury of the passenger cars to the hidden spaces where workers struggle to maintain the train's operations. As he observes the clashes between business tycoons, tourists, Sámi laborers, and environmental activists, Sven begins to question his own position in this shifting world.

Beneath the train's sleek facade, tensions rise. Economic expansion fuels indigenous resistance, and within the train itself, stark class divides emerge. Tourists marvel at the icy vistas, unaware of the workers laboring to sustain the train's operations. What seems like progress comes at the cost of tradition and ecology.

One day, the train makes an unscheduled stop—anomalous, unauthorized. Is it a glitch, or something more? As panic stirs among passengers, Sven senses that this halt is no accident.

The halt ignites hidden conflicts. Activists and Sámi protesters seize the moment to challenge corporate influence, while powerful stakeholders move to suppress dissent. Within the train's compartments, alliances shift, and Sven finds himself at the heart of an escalating crisis.

As the train becomes a stage for a larger ideological battle, he must choose: remain a silent observer or confront the truth hidden beneath the Arctic's melting surface. His decision will shape not only his fate but the future of the frozen frontier itself.



S2

ME




























FA

# Part I Storyboard

Title Beyond the Frost

Genre Promotional Video, Documentary

Logline In 2050, as climate change opens the Arctic for travel, a reserved train attendant on the world's longest railway silently observes the fragile balance between progress and preservation.


























<p>Scene #1 Shot 1/1</p>  <p>- Train Moving Through the Snowfields - Wide shot, drone shot &gt; tracking shot - Camera Movement : Following the train to highlight the grandeur of the snowy landscape</p>	<p>Scene #2 Shot 1/1</p>  <p>- Passenger Purchasing Ticket via kiosk - Close-up over-the-shoulder shot - Camera Movement : Close-up on the finger touching the screen, with the background of the staircase</p>	<p>Scene #3 Shot 1/1</p>  <p>- Passengers Boarding the Train - Medium shot → tracking shot - Camera Movement : Close-up on the passenger's footsteps stepping inside</p>	<p>Scene #4 Shot 1/1</p>  <p>- Camera Moving Through the Train Corridor - Long shot, one-take - Camera Movement : Moving straight through the corridor</p>	<p>Scene #5 Shot 1/3</p>  <p>- 4-6 Passenger Cabin – Family Enjoying Their Time Together - Medium shot - Camera Movement : Showing the Family in the compartment</p>
<p>Scene #5 Shot 2/3</p>  <p>- 2-Passenger Cabin - Medium shot - Camera Movement : Showing the compartment for two</p>	<p>Scene #5 Shot 3/3</p>  <p>- Passenger Dormitory - Medium shot - Camera Movement : Showing the Passenger Dormitory</p>	<p>Scene #6 Shot 1/4</p>  <p>- Cabin Interior – Passenger Gazing at a Snowy Landscape - Static composition using the window - Camera Movement : None</p>	<p>Scene #6 Shot 2/4</p>  <p>- Cabin Interior – Passenger Looking Out at an Indigenous Arctic Village - Static composition using the window - Camera Movement : None</p>	<p>Scene #6 Shot 3/4</p>  <p>- Cabin Interior – Passenger Watching People Herding Reindeer - Static composition using the window - Camera Movement: None</p>
<p>Scene #6 Shot 4/4</p>  <p>- Cabin Interior – Passenger Admiring the Northern Lights - Static composition using the window - Camera Movement: None</p>	<p>Scene #7 Shot 1/2</p>  <p>- Café – Passengers Sipping Coffee by the Window - Medium shot → close-up - Camera Movement: Passenger drinking coffee while gazing outside</p>	<p>Scene #7 Shot 2/2</p>  <p>- Café – Close-up of Coffee Being Stirred - Medium shot → close-up - Camera Movement: Passenger stirring coffee while gazing outside</p>	<p>Scene #8 Shot 1/2</p>  <p>- Restaurant – Passengers Enjoying a Fine-Dining Experience - Top view shot - Camera Movement: Close-up from the elegantly plated food on the table</p>	<p>Scene #8 Shot 2/2</p>  <p>- Restaurant – Close-up of Menu - Close-up - Camera Movement: Hands opening the menu</p>
<p>Scene #9 Shot 1/2</p>  <p>- Spa – Passenger Relaxing in a Hot Spring Overlooking the Snowfields - Close-up - Medium shot - Camera Movement: Panning from the steaming hot spring to the landscape</p>	<p>Scene #9 Shot 2/2</p>  <p>- Spa – Passenger Receiving a Massage - Close-up - Camera Movement: Close-up of the passenger receiving a massage</p>	<p>Scene #10 Shot 1/2</p>  <p>- Library – Neatly Arranged Bookshelves - Wide shot - Camera Movement: Slowly panning to showcase the entire bookshelf</p>	<p>Scene #10 Shot 2/2</p>  <p>- Library – Close-up of a Book Being Flipped - Close-up - Camera Movement: Static shot of a hand turning a page</p>	<p>Scene #11 Shot 1/1</p>  <p>- Autonomous Stop System – Passenger Selecting Destination - POV shot → tracking shot - Camera Movement: Close-up on hands operating the touchscreen</p>
<p>Scene #12 Shot 1/1</p>  <p>- Passenger Disembarking at Their Desired Location - Long shot - Camera Movement: Passenger slowly stepping off the train</p>	<p>Scene #13 Shot 1/3</p>  <p>- Cargo Compartment Exterior - Long shot, one-take - Camera Movement: Moving through the passageway</p>	<p>Scene #13 Shot 2/3</p>  <p>- Automated Cargo Loading System - Tracking shot - Camera Movement: Robot arm organizing containers</p>	<p>Scene #13 Shot 3/3</p>  <p>- Automated Cargo System – Manager Checking Shipments - Tracking shot - Camera Movement: Manager verifying cargo</p>	<p>Scene #14 Shot 1/2</p>  <p>- Crew Quarters – Neat and Cozy Personal Space - Close-up - Camera Movement: Focus on a framed family photo on the bedside table</p>

S2

ME

FA

# Part II Storyboard

<p>Scene #1 Shot 1/1</p>  <p>- Crew Lounge – Bright and Comfortable Rest Area - Medium shot - Camera Movement: Crew members chatting over coffee</p>	<p>Scene #2 Shot 1/1</p>  <p>- Crew Member Watching the Train from the Snowfield - Long shot / Fade-out - Camera Movement: Silhouette of the crew member</p>	<p>Scene #3 Shot 1/1</p>  <p>- Black Screen - Visual: Glitch effect + brief static screen - Sound: Electronic noise sound (short buzzing/static noise)</p>	<p>Scene #4 Shot 1/1</p>  <p>- A Village Divided by the Railway - Wide shot (drone footage) - Camera Movement: Slowly tilting down to emphasize the divided village</p>	<p>Scene #5 Shot 1/3</p>  <p>- Two Indigenous Arctic Children Looking Across the Tracks - Medium shot - Camera Movement: Static shot focusing on the children's expressions</p>
<p>Scene #5 Shot 2/3</p>  <p>- Extreme Close-Up of an Indigenous Arctic Person's Eyes - Extreme close-up - Camera Movement: None (fixed camera)</p>	<p>Scene #5 Shot 3/3</p>  <p>- Construction Scene Through the Train Window - Medium shot - Camera Movement: Static shot with slight shake</p>	<p>Scene #6 Shot 1/4</p>  <p>- Restricted Area Sign Near the Railway - Medium shot - Camera Movement: Slow zoom-in</p>	<p>Scene #6 Shot 2/4</p>  <p>- Reindeer Confined Within a Fence - Medium shot - Camera Movement: Slow pan along the fence</p>	<p>Scene #6 Shot 3/4</p>  <p>- Fallen Trees at the Construction Site - Medium shot - Camera Movement: Tilting down to reveal felled trees</p>
<p>Scene #6 Shot 4/4</p>  <p>- Train Horn Blasting Near the Indigenous Village - Medium shot - Camera Movement: Zoom out to show children covering their ears</p>	<p>Scene #7 Shot 1/2</p>  <p>- Extreme Close-Up of an Indigenous Arctic Person's Eyes - Extreme close-up - Camera Movement: None (fixed camera)</p>	<p>Scene #7 Shot 2/2</p>  <p>- Train Stopping in Front of a Small Indigenous School - Wide shot - Camera Movement: Slow dolly-in to highlight contrast between train and school</p>	<p>Scene #8 Shot 1/2</p>  <p>- A Tourist Peering Through a House Window - Over-the-shoulder shot - Camera Movement: Slight handheld shake to create unease</p>	<p>Scene #8 Shot 2/2</p>  <p>- Tourist Climbing Over a Reindeer Fence - Medium shot - Camera Movement: Fast tilt-up to capture movement</p>
<p>Scene #9 Shot 1/2</p>  <p>- Tourists Pointing Cameras at Indigenous Villagers - Over-the-shoulder shot - Camera Movement: Fast zoom-in to emphasize uncomfortable expressions</p>	<p>Scene #9 Shot 2/2</p>  <p>- Extreme Close-Up of an Indigenous Arctic Person's Eyes - Extreme close-up - Camera Movement: None (fixed camera)</p>	<p>Scene #10 Shot 1/2</p>  <p>- A Sami Child Hiding Behind a House - Close-up - Camera Movement: Slow zoom-in to build tension</p>	<p>Scene #10 Shot 2/2</p>  <p>- Sami People Protesting - Wide shot - Camera Movement: Slow zoom-in to emphasize faces of the protesters</p>	<p>Scene #11 Shot 1/1</p>  <p>- Black Screen - Visual: Glitch effect + brief static screen - Sound: Electronic noise sound (short buzzing/static noise)</p>
<p>Scene #12 Shot 1/1</p>  <p>- Curtains Covering the Train Windows - Medium shot (inside the train) - Camera Movement: Static shot</p>	<p>Scene #13 Shot 1/3</p>  <p>- Mirror Installed to Reflect and Hide the Protest Scene - Close-up - Camera Movement: Slow pan to emphasize the reflection</p>	<p>Scene #13 Shot 2/3</p>  <p>- Black Screen - Visual: Glitch effect + brief static screen - Sound: Electronic noise sound (short buzzing/static noise)</p>	<p>Scene #13 Shot 3/3</p>  <p>- Torn Train Advertisement Poster on a Village Wall - Fade-out - Camera Movement: Slow dolly-in to emphasize torn areas</p>	<p>Scene #14 Shot 1/2</p>  <p>- Black Screen - Visual: Glitch effect + brief static screen - Sound: Electronic noise sound (short buzzing/static noise)</p>

S2

ME

FA

**Production Plan**

- Film Format: Short film (10-15 minutes)
- Filming Technique: 3D modeling for space creation, minimal on-location shoots, limited direct filming
- Background Representation: Virtual backgrounds and character shoots using LED screens or greenscreen

**Filming Locations**

- Train Interior: Created via 3D modeling
- Train Exterior: Actual train interior in Finnmark, Norway
- Arctic Background: AI-generated and existing sources

**Props**

- Train Interior Decorations: Futuristic details using LED lights, touchscreen panels, etc.
- Train Interior Props: Custom-made patterned blankets, amenity kits, and other train-related props

**Budget**

- Filming Location: Train ticket - £150
- Cast Salaries: £50
- Filming Equipment: Camera, lenses, tripod, lighting - £500
- Sound Equipment Rental: RCA free rental
- Miscellaneous Props and Consumables: £50
- Distribution and Promotional Material (Poster): RCA free equipment usage
- Total : £750


**Sound**

- (1) Environmental Sound
  - Arctic Sounds: Cold wind, ice cracking, snowflakes blowing, used repeatedly
  - Train Exterior Sounds: Train movement noises, mechanical sounds
  - Train Interior Sounds: Doors opening and closing, passenger footsteps, machinery operating, etc.
- (2) Action and Tension
  - Protest and Conflict Scene: Clashing metal, glass breaking, footsteps, etc.
- (3) Music
  - Early Calm Music: Piano or strings to gradually build tension
  - Increased Tension in the Later Stages: Heavy, repetitive sounds to elevate suspense

**Lighting**

- (1) Natural Light as a Motif
  - Cold Ambiance: Cold blue-tone lighting, LED lights, and cool color temperature lighting
- (2) Train Interior
  - Dark Atmosphere: Warm tones for a calm and intimate feel inside the train, with lighting kept soft and comforting
- (3) Use of Contrast and Shadows
  - Strong Contrast between light and shadow to highlight internal conflicts and heighten suspense

**Production Overview**



**Production Schedule**

- Pre-Production (10 days)
  - Scriptwriting and Storyboarding: 3 days
  - Casting and Crew Selection: 1 day
  - Prop Design/Construction: 3 days
  - Sound Design and Music Composition: 3 days
- Production (20-25 days)
  - Filming the Scenes (including 3D modeling and on-location shoots): 15-20 days
  - Sound Recording and Foley (on set): 3 days
- Post-Production (20-25 days)
  - Editing and Visual Effects (including 3D and AI work): 15-20 days
  - Sound Editing and Mixing: 2 days
  - Final Review, Color Grading, and Music Finalization: 3 days
  - Exporting and preparing promotional materials (Posters, etc.): 5 days

**Themes and Social Message**

- Environment vs. Technology
- Explore the ethical conflicts of technological advancements that harm the environment
- Corporate Greed vs. Indigenous Rights
- Exposing the violation of indigenous rights for corporate expansion and profits
- Vulnerability of Civilization in Harsh Environments

S2

ME

FA



Visual  
Inspiration

## Drafted Images



### Ticket purchase at the integrated platform

Passengers purchase tickets at the train's integrated platform and can enjoy various activities aboard the train.



### Looking at the village through the window

Passengers gaze at the village through the window and can freely choose where to disembark via a screen.



### The train crossing the village

The train promotes the development of the village but, at the same time, obstructs the village and severely infringes on the way of life of the Sámi people. snowy landscape

## Mood & Tones / References



**Her (2013)**

**Part I [Train Promotional Video]**

Warm and gentle atmosphere with a greenish vintage tone.  
Suitable for expressing a cozy and quiet indoor mood.

**The Revenant (2015)**

**Part II [Documentary]**

Cold and tense atmosphere with a bluish vintage tone. Suitable for conveying the harsh Arctic environment and underlying conflict.



Part I  
[Train Promotional Video]  
: Drafted Images

S2

ME

FA



Part II  
 [Documentary]  
 : Drafted Images

S2

ME

FA



Draft Images

Actual Scenes



Draft Images

Actual Scenes

### 3D Modeling Process

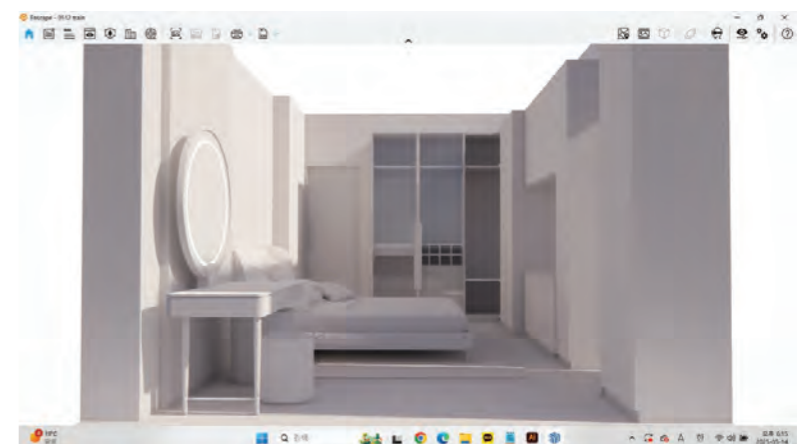
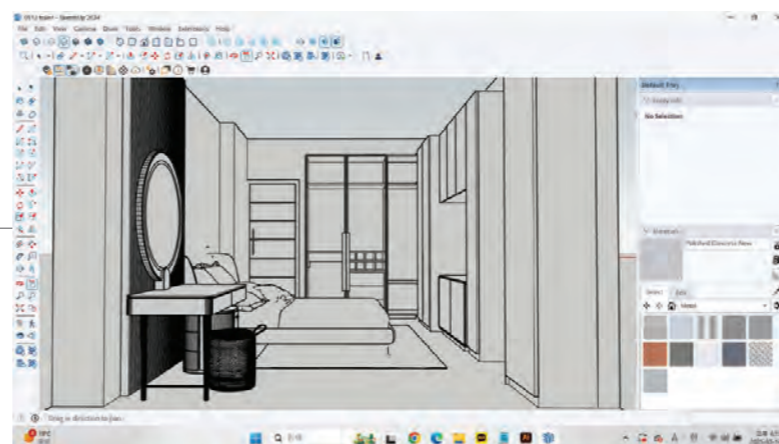
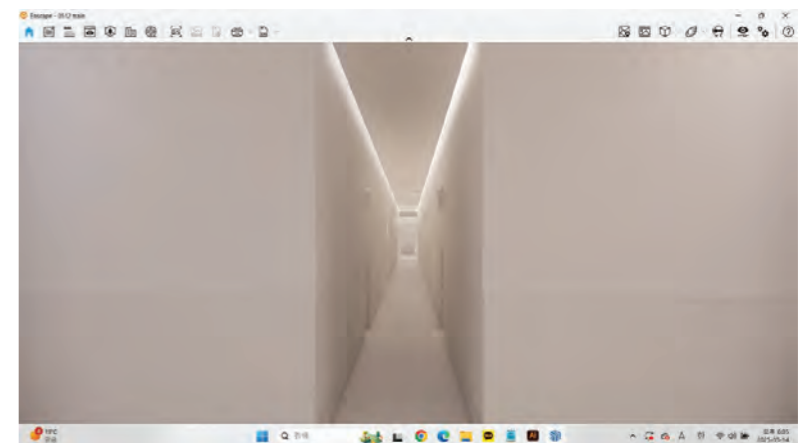
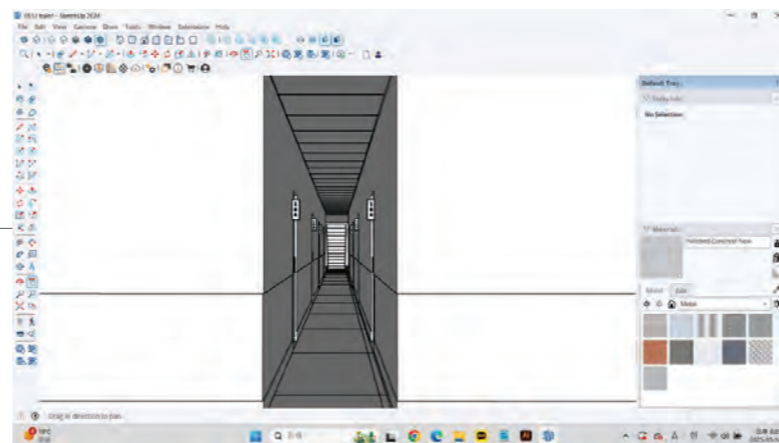
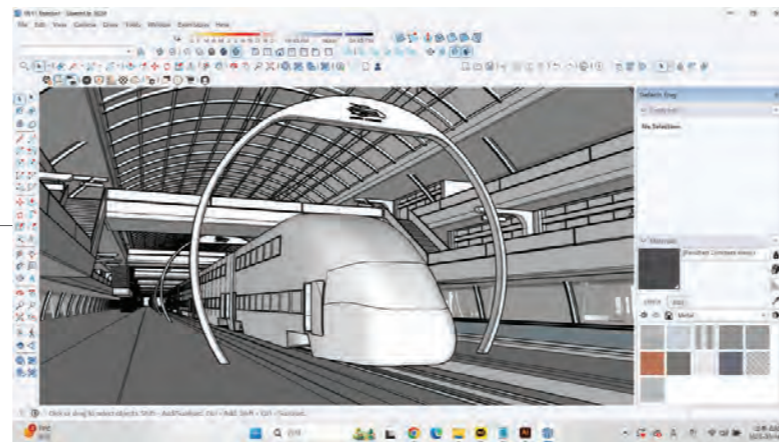
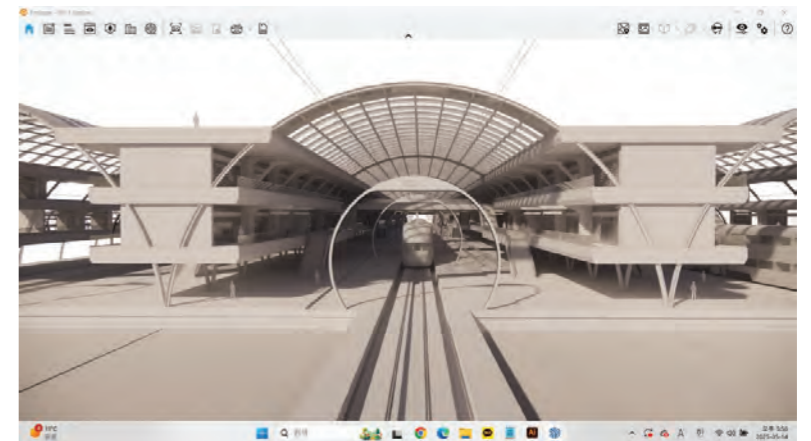
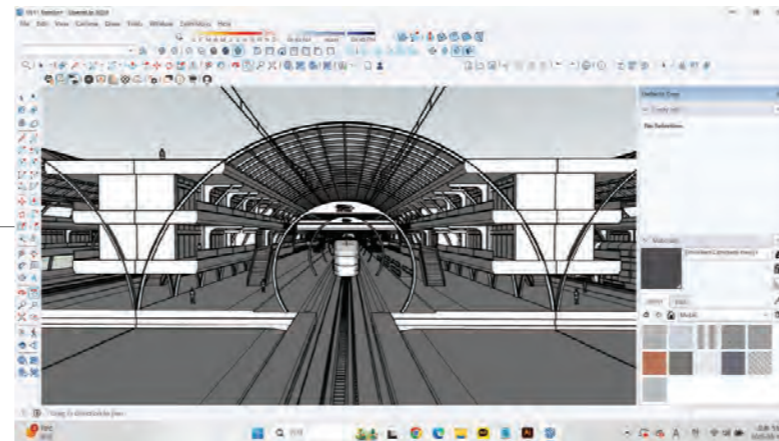


Leipzig Train Station - Germany

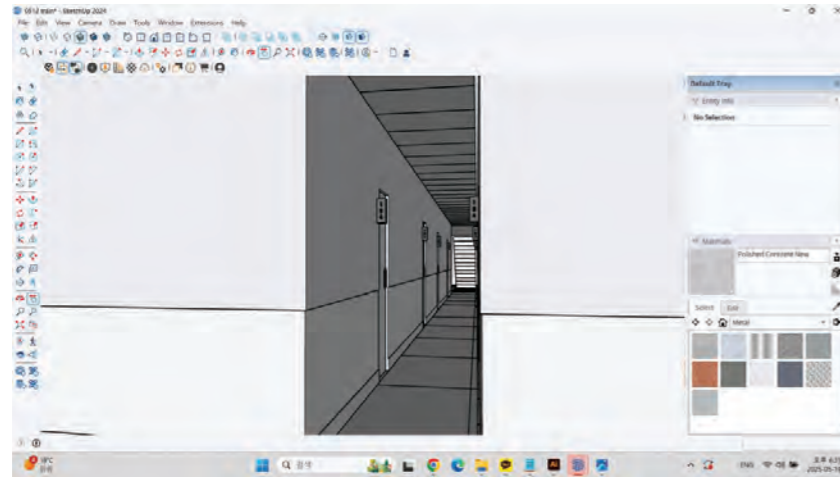
Visual Inspiration



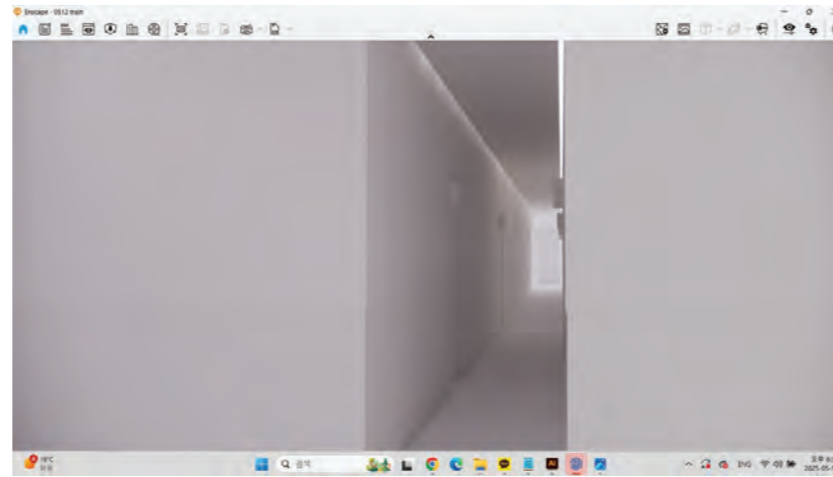
Britannic Explorer - United Kingdom



# AI Video Production Process



1. Creating the base model using SketchUp



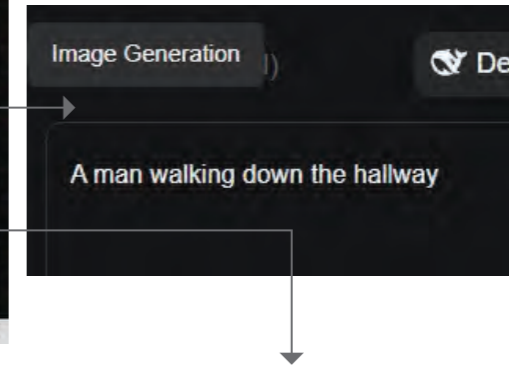
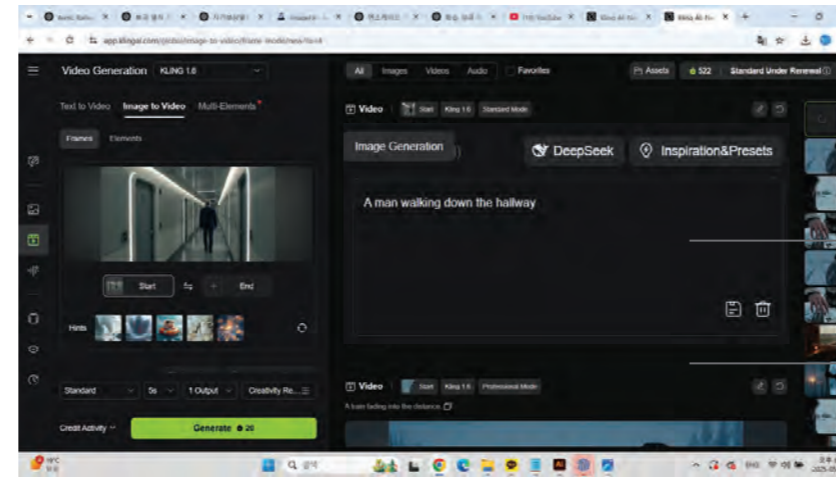
2. Rendering the scene with Enscape




3. Generating the basic image



4. Editing the image and inserting figures in Photoshop



5. Using the Kling AI generator to apply prompts and create video clips



## Prompt Design

### 1. Image Prompt

A cinematic still of vast snowy landscape under a cold, dark atmosphere. Two people wearing fur-lined coats and boots stand facing each other across a railway track that cuts through the snow.

### 2. Image Generated



### 3. Video Prompt

Hair and fur coat gently swaying in the wind

### 4. Video Generated



A cinematic still of vast snowy landscape under a cold, dark atmosphere. A woman in a padded jacket is seen from behind, standing outside and peering into a wooden cabin. A faint warm light glows from the window.



A woman looking through a window



A cinematic still of close-up frontal view of a 30-something Arctic Indigenous woman with black hair, wearing a fur hat. The atmosphere is quiet and intimate, with a icy color palette.



A slow close-up focusing on the snow



A cinematic still of vast snowy landscape under a cold, dark atmosphere. On the wooden cabin wall, an old, torn poster of a train is peeling away. In the distance, a blurred silhouette of a small village can be seen, faded into the snow and fog.



A poster fluttering in the wind



**Part 1**

**Narration (V.O.)**

**Part 2**

**Scene3 INT. Cutting the Reindeer**

Shot [Extreme Close-Up]  
On an elegant train dining table, a hand carefully slices a piece of reindeer steak on a plate.

**NARRATOR (V.O.)**

*"Crafted with the Arctic's finest ingredients, our signature reindeer steak embodies the taste of the North."*

**Scene9 INT. Request to Disembark**

Shot [Close-Up on Hand + Button]  
An autonomous disembark button is mounted on the train's interior wall. A hand slowly presses the button.

**NARRATOR (V.O.)**

*"Exclusively on Arctic X-press – a system designed for freedom. Stop wherever the journey speaks to you."*

**Scene11 INT. Through the Window**

Shot [POV from inside the train – Framed by window]  
Outside the train window, an Indigenous village comes into view – dim lights glowing across the snowy landscape as the sun sets.

**NARRATOR (V.O.)**

*"A village, step into their world – not as a visitor, but as a guest. A place not imagined – but deeply real."*

**Scene23 Reindeer in the Snowfield**

Shot [Medium Close-Up → Slow Zoom In]  
A reindeer grazes on short grass growing beneath the snow, its head lowered on the vast white plain.

**NARRATOR (V.O.)**

*"Crafted with the Arctic's finest ingredients, our signature reindeer steak embodies the taste of the North."*

**Scene25 The Tourist's Lens**

Shot [Over-the-Shoulder / Close-Up]  
From over the tourist's shoulder, a modern camera lens is aimed directly at an Indigenous person dressed in traditional clothing.

**NARRATOR (V.O.)**

*"Exclusively on Arctic X-press – a system designed for freedom. Stop wherever the journey speaks to you."*

**Scene28 EXT. Looking In**

Shot [Medium Shot – From behind the tourist]  
A traditional wooden house. A tourist in a padded jacket bends down to peer through a small window.

**NARRATOR (V.O.)**

*"A village, step into their world – not as a visitor, but as a guest. A place not imagined – but deeply real."*

## Narration as Irony

The same narration is used across two contrasting scenes, amplifying tension and irony through repetition.



### Part 1

### Narration (V.O.)

### Part 2

#### Scene3 INT. Cutting the Reindeer

Shot [Extreme Close-Up]

On an elegant train dining table, a hand carefully slices a piece of reindeer steak on a plate.

#### NARRATOR (V.O.)

*"Crafted with the Arctic's finest ingredients, our signature reindeer steak embodies the taste of the North."*

#### Scene23 Reindeer in the Snowfield





Shot [Medium Close-Up → Slow Zoom In]

A reindeer grazes on short grass growing beneath the snow, its head lowered on the vast white plain.

#### NARRATOR (V.O.)

*"Crafted with the Arctic's finest ingredients, our signature reindeer steak embodies the taste of the North."*

## Hands as Symbols



**Close-ups of hands appear more frequently than faces in the film.**

This choice reflects the idea that **the people in the story**—whether passengers on the train or members of marginalized communities affected by technological development—**could be anyone**, regardless of race, age, or gender. By focusing on hands, a universal and anonymous part of the body, the film invites the **viewer to see themselves in these characters and to connect more personally with the narrative.**

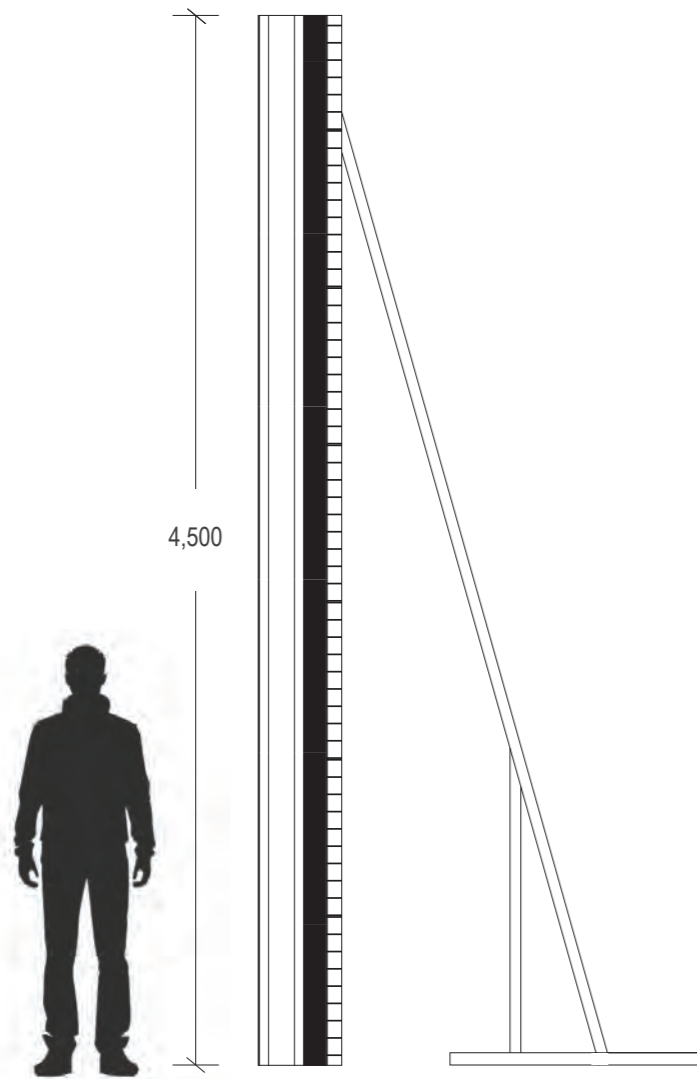
S2

ME

FA

# Mirror Barrier

A defensive structure made of fragmented materials—built to obstruct the tourist gaze and reclaim Indigenous privacy.



-  Aluminum, mirror
-  Wood, bark
-  Plastic, glass

S2

ME

FA

## Film

<https://youtu.be/oJ7VGJ4Nwlo>

**Title** Beyond the Frost  
**Format** Short film  
**Duration** 7'06"


This film is structured in two contrasting parts, centered around 'Arctic X-press,' a luxury train traversing the Arctic.

The first half takes the form of an **official promotional video** produced by the railway company, highlighting the train's sophisticated interior design, cutting-edge technologies, and the exclusive nature and cultural experiences offered to passengers. It paints an **optimistic and idealized vision of the future**.

However, in the second half, the form of an **documentary**, despite the continued use of the same narration and similarly framed scenes, the tone and meaning are entirely subverted. Here, the film exposes **the reality, emotional struggles, and resistance of Arctic Indigenous communities** — the hidden cost of tourism. We witness damaged natural landscapes, disappearing homelands, and repeated portraits of people being filmed without consent, **confronting viewers with the truths that corporate branding attempts to obscure**.

**Through this clash between glamorous marketing imagery and the colonial violence it conceals, the project critically explores the ethical dilemmas embedded in infrastructure development.** By repeating the same narration across both halves, the film amplifies the intended irony and discomfort, prompting the audience to question what lies beneath the surface. **This is not merely a travel advertisement — it is a critical narrative experiment, rooted in memory, resistance, and the act of bearing witness.**







S2

ME


FA



S2

ME

FA







S2

ME



FA




S2

ME

FA







S2

ME

FA

## Reflection

This film began as an exploration of Arctic infrastructure and luxury tourism, but it quickly became something deeper — a confrontation with the power of images, and with the silence that often surrounds displacement and erasure. Through fragmented narration and mirrored visuals, I aimed to reveal how easily branding can obscure violence, and how resistance often takes fragile, quiet forms.

As a designer and storyteller, I don't claim to represent Arctic Indigenous communities, but I do question the systems that render them invisible. This project is my attempt to listen, to unlearn, and to resist complicity — not through spectacle, but through reflection.

